



# Aydınlatma Katalođu

Lighting Catalog

2026



[www.ronaaydinlatma.com](http://www.ronaaydinlatma.com)



ARNAVUTKÖY /İSTANBUL



RONA AYDINLATMA İTHALAT, İHRACAT SAN. ve TİC. LTD. ŞTİ., ROBER AYDINLATMA ELEKTRİK İTHALAT İHRACAT SAN. ve TİC. LTD. ŞTİ. ve aynı şirket grubu olan ROBER PLASTİK TARIM İNŞAAT VE AYDINLATMA ÜRÜNLERİ LİMİTED ŞİRKETİ olarak, RBR markasıyla 2007 yılından bu yana elektrik sektöründe yenilikçi ve kalite odaklı çözümler sunma misyonuyla faaliyet göstermekteyiz. Kurulduğumuz ilk günden itibaren, bayilere yönelik aydınlatma armatürleri imalatı ve toptan elektrik malzemeleri tedarikiyle başladığımız yolculuğumuzda sektörün güvenilir ve tercih edilen markaları arasında yerini almıştır. Her geçen yıl bayi ağımızı büyütürken, ürün çeşitliliğimizi artırarak ve müşteri odaklı hizmet anlayışımızı geliştirerek; sektöre değer katmayı ve kalıcı iş birlikleri kurmayı hedefliyoruz.

Geniş ürün gamımız içerisinde siva altı ve siva üstü led panel armatürler, hastane armatürleri, downlightlar, sokak armatürleri, projektörler ve bunların dışında ledli bir çok dekoratif aydınlatma armatür üretmektedir. Ayrıca park bahçe aydınlatma direk ve aydınlatma armatürleri de üretmektedir.

Firmalarımız RBR markasıyla kalitesini tescilletmek için üretmiş olduğu armatürlere (TSE-İSO ve CE) kalite belgesiyle özellikle yeni yapılan kamu kurumu (TOKİ KONUTLARI-EMLAK KONUT-KYK YURTLARI-OKUL) projelerine aydınlatma armatürleri vererek kendini ispatlamıştır. Ayrıca fabrikalara, otoyol, tünel, sokak ve park-bahçe projelerine aydınlatma ürünleri vermektedir.

Firmamız şu an itibariyle Hadımköyde 4000m<sup>2</sup>, Esenyurtta 3000m<sup>2</sup> ve Diyarbakırda 17000m<sup>2</sup> açık alanın 3500m<sup>2</sup> kapalı olmak üzere olmak toplamda 3 fabrikada faaliyet göstermektedir.

*Operating under the RBR brand since 2007, RONA AYDINLATMA IMPORT & EXPORT INDUSTRY AND TRADE CO. LTD., ROBER AYDINLATMA ELECTRICAL IMPORT & EXPORT INDUSTRY AND TRADE CO. LTD., and group company ROBER PLASTİK AGRICULTURE, CONSTRUCTION AND LIGHTING PRODUCTS CO. LTD. have been committed to delivering innovative and quality-focused solutions in the electrical sector.*

*From the very beginning, our journey started with the manufacturing of lighting fixtures and wholesale supply of electrical materials for distributors. Over time, we have become a trusted and preferred brand in the industry. By continuously expanding our distributor network, diversifying our product range, and strengthening our customer-centric service approach, we aim to add value to the sector and build long-term business partnerships.*

*Our wide product range includes:*

- Recessed and surface-mounted LED panel fixtures
- Hospital lighting fixtures
- Downlights
- Street lights
- Projectors
- Various decorative LED lighting fixtures
- Garden and park lighting poles and luminaires

*To certify the quality of our products under the RBR brand, our lighting fixtures are produced in compliance with TSE, ISO, and CE standards. We have successfully delivered lighting solutions for numerous newly built public projects such as TOKİ Residences, Emlak Konut developments, KYK Dormitories, and Schools. Additionally, we supply lighting products for factories, highways, tunnels, streets, and landscaping projects.*

*Production Facilities*

*As of today, our group operates from three production facilities with the following capacities:*

- Hadımköy Facility: 4,000 m<sup>2</sup>
- Esenyurt Facility: 3,000 m<sup>2</sup>
- Diyarbakır Facility: 17,000 m<sup>2</sup> open area, including 3,500 m<sup>2</sup> closed production space

#### **RONA AYDINLATMA**

Hadımköy Fabrika / Factory: Hadımköy mah. Ayasofya Cad. No:110 Arnavutköy, İstanbul - Türkiye

#### **ROBER AYDINLATMA**

Genel merkez / Head Office: Bereketzade Mah. Şimşir Sok. No: 3 Beyoğlu İstanbul -Türkiye

Esenyurt Fabrika Factory: Mehter Çeşme Mah. Ufuk Cad. No: 79 A Kat: 2 Esenyurt, İstanbul -Türkiye

#### **ROBER PLASTİK**

Diyarbakır Fabrika / Factory: Geyikli Mah. Bozek/1 Küme Evleri No: 3 Yenişehir, Diyarbakır - Türkiye















Sertifikalar

Certificates









## Sıva Altı Backlight Led Panel Armatürler

### Recessed Mounted Backlight Led Panel Luminaires

|  |  |   |  |   |
|--|--|---|--|---|
|   |   |  |  |  |
| 9  | 10   | 11  | 12   | 13  |
|   |   |  |  |  |
| 14   | 15   | 16  | 17   | 18  |
|  |  |   |  |   |
| 19   | 20   |   |  |   |








## Sıva Üstü Backlight Led Panel Armatürler

### Surface Mounted Backlight Led Panel Luminaires

|   |   |   |  |   |
|---|---|---|--|---|
|  |  |  |  |  |
| 22  | 23  | 24  | 25   | 26  |
|  |   |   |  |   |
| 27  |   |   |  |   |













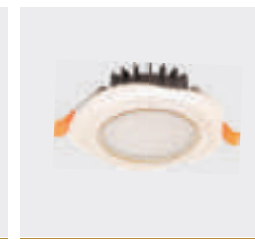







## Sıva Üstü Ledli Linear Armatürler

### Surface Led Linear Luminaires

|   |   |   |  |   |
|---|---|---|--|---|
|  |  |  |  |  |
| 29  | 30  | 31  | 32   | 33  |
|  |  |   |  |   |
| 34  | 35  |   |  |   |

## Sıva Altı Downlight Armatürler

### Recessed Led Downlight Luminaires


|   |   |   |  |   |
|---|---|---|--|---|
|  |  |  |  |  |
| 37  | 38  | 39  | 40   | 40  |
|  |  |  |  |  |
| 40  | 41  | 42  | 43   | 44  |
|  |  |  |  |  |
| 45  | 46  | 47  | 48   | 49  |
|  |  |  |  |  |
| 50  | 50  | 51  | 52   | 53  |

## Sıva Üstü Downlight Armatürler


Surface Led Downlight Luminaires



55



56



56



57



57

## Etanj Armatürler

Waterproof Fixtures




59



60



61



62




63



64



64



64



64

## Wallwasher

Wallwasher



66



66



66

## Yüksek Tavan Armatürler

High Bay Lighting Fixtures



68



69



70




71



72

## Kanopi Ex-proof Armatürler


### Canopy Light Fixtures



74



75



76



77

## Yol ve Cadde Armatürleri

### Road and Street Lighting Fixtures



79



80



81

## Projektörler

### Floodlights



83



84



85



86



87



88

## Gloplar


### Globe Lamps



90



91



92



93




94



95



96



97



98



99



100




101



102



103



104

## Park & Bahçe Aydınlatması

### Park & Garden Lighting



106



107



108



109



110




111



112




113




114




115



116



117




118



118



118




119



119



119



120

# SIVA ALTI BACKLIGHT LED PANEL ARMATÜRLER

RECESSED MOUNTED BACKLIGHT LED PANEL LUMINAIRES





IP40 F TS.EN 60598-2-2

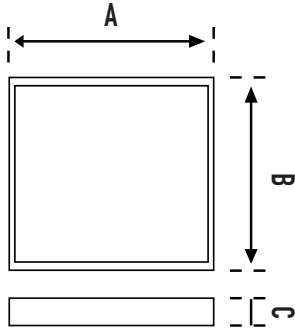
#### ÖZELLİKLER

- Gövde : 0,50 mm DKP sac
- Ral kodu : 9016 elektrostatik toz boya
- Led : SMD led 50.000 Saat
- Optik kapak: Akrylik-Polikarbon opal difüzör
- Sürücü : Sabit akım-Dali

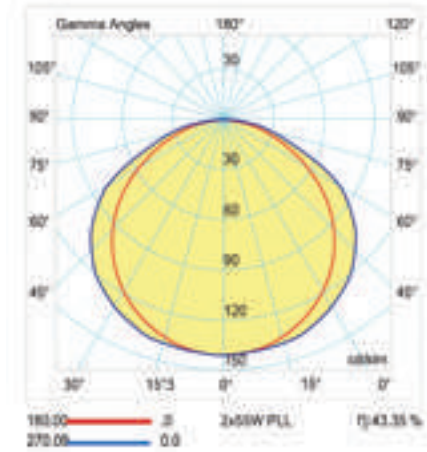
#### Specifications

- Body : 0,50 mm DKP sheet
- Ral Code : 9016 Electrostatic powder coated
- Led : SMD led 50.000 hour
- Diffuser : Acrylic-Policarbonate opal diffuser
- Driver : Constant current-Dali

#### TEKNİK ÇİZİM / Technical Drawing



#### İŞIK DAĞILIM EĞRİSİ / Light Distribution Curve



| Ürün Kodu<br>Code | Güç<br>Power (w) | Işık Akısı<br>Luminous Flux (lm) | Renk Sıcaklığı<br>Colour Tem (k) | Ölçüler<br>Dimensions (mm) A B C | Ağırlık<br>Weight (kg) | Koli Adedi<br>Pcs Pack | Koli Hacim<br>Box Bluk (m³) |
|-------------------|------------------|----------------------------------|----------------------------------|----------------------------------|------------------------|------------------------|-----------------------------|
| 2233121TT         | 12W              | 1320                             | 3000-4000-6500                   | 295x295x55 (30x30cm)             | 1,10                   | 20                     | 0,13                        |
| 2266361TT         | 36W              | 3960                             | 3000-4000-6500                   | 595x595x55 (60x60cm)             | 3,50                   | 6                      | 0,17                        |



IP40 F TS.EN 60598-2-2

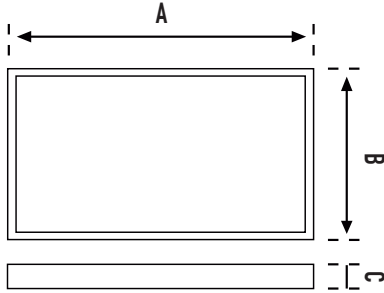
#### ÖZELLİKLER

- Gövde : 0,50 mm DKP sac
- Ral kodu : 9016 elektrostatik toz boya
- Led : SMD led 50.000 Saat
- Optik kapak: Akrilik-Polikarbon opal difüzör
- Sürücü : Sabit akım-Dali

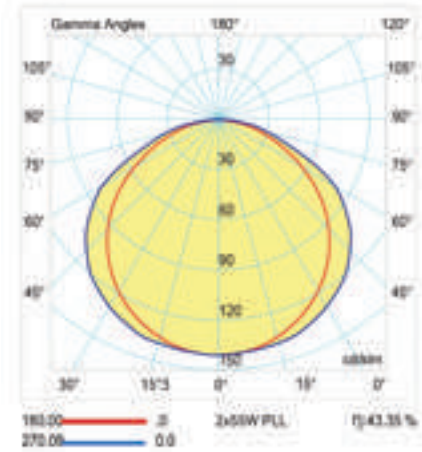
#### Specifications

- Body : 0,50 mm DKP sheet
- Ral Code : 9016 Electrostatic powder coated
- Led : SMD led 50.000 hour
- Diffuser : Acrylic-Polycarbonate opal diffuser
- Driver : Constant current-Dali

#### TEKNİK ÇİZİM / Technical Drawing



#### İŞIK DAĞILIM EĞRİSİ / Light Distribution Curve



| Ürün Kodu<br>Code | Güç<br>Power<br>(w) | Işık Akısı<br>Luminous Flux<br>(lm) | Renk Sıcaklığı<br>Colour Tem<br>(k) | Öçüler<br>Dimensions<br>(mm) A B C | Ağırlık<br>Weight<br>(kg) | Koli Adedi<br>Pcs Pack | Koli Hacim<br>Box Bluk (m³) |
|-------------------|---------------------|-------------------------------------|-------------------------------------|------------------------------------|---------------------------|------------------------|-----------------------------|
| 2236181TT         | 18W                 | 1980                                | 3000-4000-6500                      | 295x595x55 (30x60cm)               | 2,5                       | 12                     | 0,17                        |
| 22312361TT        | 36W                 | 3960                                | 3000-4000-6500                      | 595x1195x55 (30x120cm)             | 3,5                       | 12                     | 0,34                        |



IP40 F TS.EN 60598-2-2

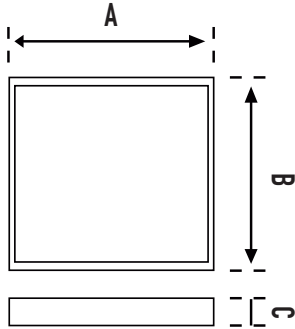
#### ÖZELLİKLER

- Gövde : 0,50 mm DKP sac
- Ral kodu : 9016 elektrostatik toz boya
- Led : SMD led 50.000 Saat
- Optik kapak: Akrilik-Polikarbon opal difüzör
- Sürücü : Sabit akım-Dali

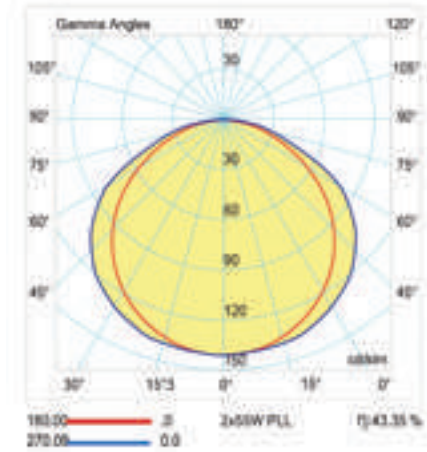
#### Specifications

- Body : 0,50 mm DKP sheet
- Ral Code : 9016 Electrostatic powder coated
- Led : SMD led 50.000 hour
- Diffuser : Acrylic-Policarbonate opal diffuser
- Driver : Constant current-Dali

#### TEKNİK ÇİZİM / Technical Drawing



#### İŞİK DAĞILIM EĞRİSİ / Light Distribution Curve



| Ürün Kodu<br>Code | Güç<br>Power<br>(w) | Işık Akısı<br>Luminous Flux<br>(lm) | Renk Sıcaklığı<br>Colour Tem<br>(k) | Ölçüler<br>Dimensions<br>(mm) A B C | Ağırlık<br>Weight<br>(kg) | Koli Adedi<br>Pcs Pack | Koli Hacim<br>Box Bluk (m³) |
|-------------------|---------------------|-------------------------------------|-------------------------------------|-------------------------------------|---------------------------|------------------------|-----------------------------|
| 2233122TT         | 12 W                | 1320                                | 3000-4000-6500                      | 300x300x55 (30x30cm)                | 1,1                       | 20                     | 0,13                        |
| 2266362TT         | 36 W                | 3960                                | 3000-4000-6500                      | 600x600x55 (60x60cm)                | 3,5                       | 6                      | 0,17                        |



IP40 F TS.EN 60598-2-2

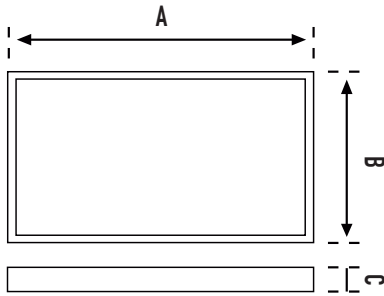
#### ÖZELLİKLER

- Gövde : 0,50 mm DKP sac
- Ral kodu : 9016 elektrostatik toz boya
- Led : SMD led 50.000 Saat
- Optik kapak: Akrilik-Polikarbon opal difüzör
- Sürücü : Sabit akım-Dali

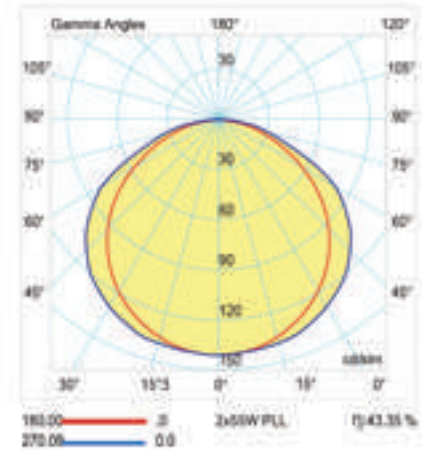
#### Specifications

- Body : 0,50 mm DKP sheet
- Ral Code : 9016 Electrostatic powder coated
- Led : SMD led 50.000 hour
- Diffuser : Acrylic-Polycarbonate opal diffuser
- Driver : Constant current-Dali

#### TEKNİK ÇİZİM / Technical Drawing



#### İŞIK DAĞILIM EĞRİSİ / Light Distribution Curve



| Ürün Kodu<br>Code | Güç<br>Power (w) | Işık Akısı<br>Luminous Flux (lm) | Renk Sıcaklığı<br>Colour Tem (k) | Ölçüler<br>Dimensions (mm) A B C | Ağırlık<br>Weight (kg) | Koli Adedi<br>Pcs Pack | Koli Hacim<br>Box Bluk (m³) |
|-------------------|------------------|----------------------------------|----------------------------------|----------------------------------|------------------------|------------------------|-----------------------------|
| 2236182TT         | 18W              | 1980                             | 3000-4000-6500                   | 295x595x55 (30x60cm)             | 2,5                    | 12                     | 0,17                        |
| 22312362TT        | 36W              | 3960                             | 3000-4000-6500                   | 295x1195x55 (30x120cm)           | 3,5                    | 12                     | 0,34                        |



IP40 F TS.EN 60598-2-2

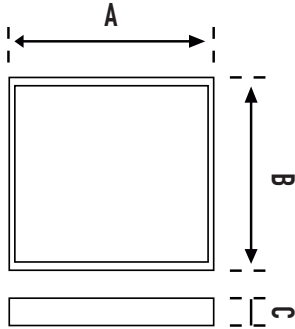
#### ÖZELLİKLER

- Gövde : 0,50 mm DKP sac
- Ral kodu : 9016 elektrostatik toz boya
- Led : SMD led 50.000 Saat
- Optik kapak: Akrylic-Polikarbon opal difüzör
- Sürücü : Sabit akım-Dali

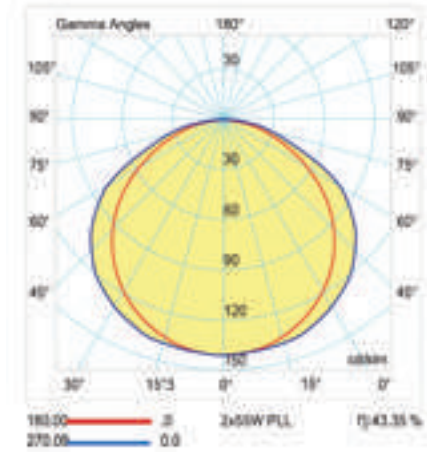
#### Specifications

- Body : 0,50 mm DKP sheet
- Ral Code : 9016 Electrostatic powder coated
- Led : SMD led 50.000 hour
- Diffuser : Acrylic-Policarbonate opal diffuser
- Driver : Constant current-Dali

#### TEKNİK ÇİZİM / Technical Drawing



#### İŞIK DAĞILIM EĞRİSİ / Light Distribution Curve



| Ürün Kodu<br>Code | Güç<br>Power<br>(w) | Işık Akısı<br>Luminous Flux<br>(lm) | Renk Sıcaklığı<br>Colour Tem<br>(k) | Ölçüler<br>Dimensions<br>(mm) A B C | Ağırlık<br>Weight<br>(kg) | Koli Adedi<br>Pcs Pack | Koli Hacim<br>Box Bluk (m³) |
|-------------------|---------------------|-------------------------------------|-------------------------------------|-------------------------------------|---------------------------|------------------------|-----------------------------|
| 2233123TT         | 12 W                | 1320                                | 3000-4000-6500                      | 295x295x55 (30x30cm)                | 1,25                      | 20                     | 0,13                        |
| 2266363TT         | 36 W                | 3960                                | 3000-4000-6500                      | 595X595x55 (60x60cm)                | 3,75                      | 6                      | 0,17                        |



IP40 F TS.EN 60598-2-2

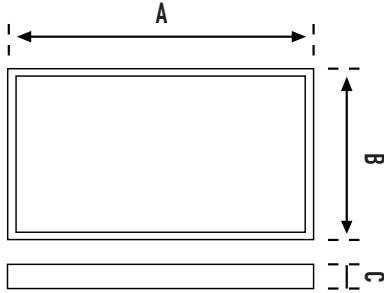
#### ÖZELLİKLER

- Gövde : 0,50 mm DKP sac
- Ral kodu : 9016 elektrostatik toz boya
- Led : SMD led 50.000 Saat
- Optik kapak : Akrilik-Polikarbon opal difüzör
- Sürücü : Sabit akım-Dali

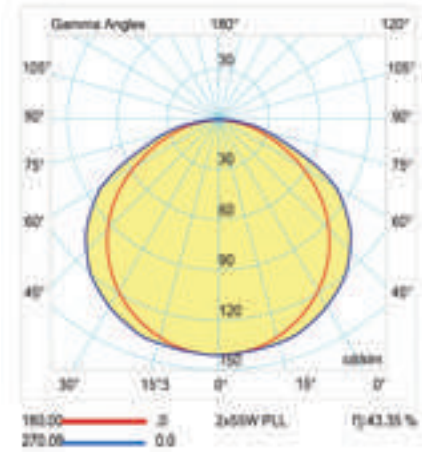
#### Specifications

- Body : 0,50 mm DKP sheet
- Ral Code : 9016 Electrostatic powder coated
- Led : SMD led 50.000 hour
- Diffuser : Acrylic-Polycarbonate opal diffuser
- Driver : Constant current-Dali

#### TEKNİK ÇİZİM / Technical Drawing



#### İŞIK DAĞILIM EĞRİSİ / Light Distribution Curve



| Ürün Kodu<br>Code | Güç<br>Power<br>(w) | Işık Akısı<br>Luminous Flux<br>(lm) | Renk Sıcaklığı<br>Colour Tem<br>(k) | Ölçüler<br>Dimensions<br>(mm) A B C | Ağırlık<br>Weight<br>(kg) | Koli Adedi<br>Pcs Pack | Koli Hacim<br>Box Bluk (m <sup>3</sup> ) |
|-------------------|---------------------|-------------------------------------|-------------------------------------|-------------------------------------|---------------------------|------------------------|--|
| 2236183TT         | 18W                 | 1980                                | 3000-4000-6500                      | 295x595x55 (30x60cm)                | 2,75                      | 12                     | 0,17                                     |
| 22312363TT        | 36W                 | 3960                                | 3000-4000-6500                      | 295x1195x55 (30x120cm)              | 2,75                      | 12                     | 0,34                                     |



IP20 F TS.EN 60598-2-2

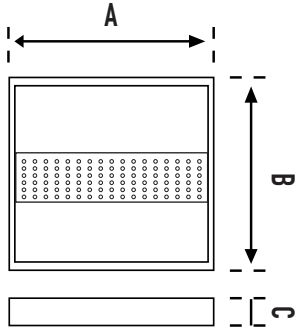
#### ÖZELLİKLER

- Gövde : 0,50 mm DKP sac
- Ral kodu : 9016 elektrostatik toz boya
- Led : SMD led 50.000 Saat
- Sürücü : Sabit akım-Dali

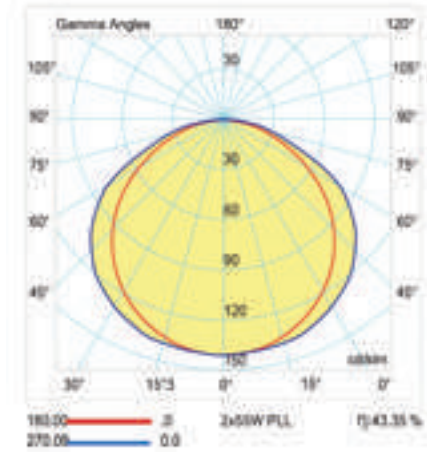
#### Specifications

- Body : 0,50 mm DKP sheet
- Ral Code : 9016 Electrostatic powder coated
- Led : SMD led 50.000 hour
- Driver : Constant current-Dali

#### TEKNİK ÇİZİM / Technical Drawing



#### İŞİK DAĞILIM EĞRİSİ / Light Distribution Curve



| Ürün Kodu<br>Code | Güç<br>Power (w) | Işık Akısı<br>Luminous Flux (lm) | Renk Sıcaklığı<br>Colour Tem (k) | Ölçüler<br>Dimensions (mm) A B C | Ağırlık<br>Weight (kg) | Koli Adedi<br>Pcs Pack | Koli Hacim<br>Box Bluk (m³) |
|-------------------|------------------|----------------------------------|----------------------------------|----------------------------------|------------------------|------------------------|-----------------------------|
| 2266361ETT        | 36 W             | 2880                             | 3000-4000-6500                   | 595x595x70 (60x60cm)             | 3,75                   | 2                      | 0,08                        |
| 2266451ETT        | 45 w             | 3600                             | 3000-4000-6500                   | 595x595x70 (60x60cm)             | 3,75                   | 2                      | 0,08                        |



IP40 F TS.EN 60598-2-2

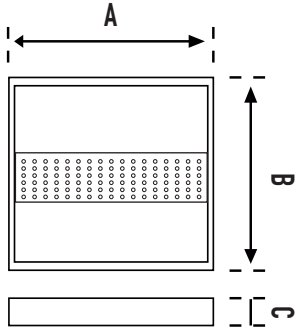
#### ÖZELLİKLER

- Gövde : 0,50 mm DKP sac
- Ral kodu : 9016 elektrostatik toz boya
- Led : SMD led 50.000 Saat
- Sürücü : Sabit akım-Dali

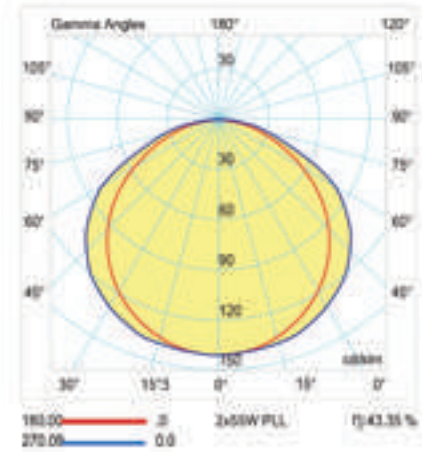
#### Specifications

- Body : 0,50 mm DKP sheet
- Ral Code : 9016 Electrostatic powder coated
- Led : SMD led 50.000 hour
- Driver : Constant current-Dali

#### TEKNİK ÇİZİM / Technical Drawing



#### İŞİK DAĞILIM EĞRİSİ / Light Distribution Curve



| Ürün Kodu<br>Code | Güç<br>Power (w) | Işık Akısı<br>Luminous Flux (lm) | Renk Sıcaklığı<br>Colour Tem (k) | Ölçüler<br>Dimensions (mm) A B C | Ağırlık<br>Weight (kg) | Koli Adedi<br>Pcs Pack | Koli Hacim<br>Box Bluk (m³) |
|-------------------|------------------|----------------------------------|----------------------------------|----------------------------------|------------------------|------------------------|-----------------------------|
| 2266362ETT        | 36 W             | 2880                             | 3000-4000-6500                   | 600x600x70 (60x60cm)             | 3,85                   | 2                      | 0,05                        |
| 2266452ETT        | 45 w             | 3600                             | 3000-4000-6500                   | 600x600x70 (60x60cm)             | 3,85                   | 2                      | 0,05                        |



IP20 F TS.EN 60598-2-2

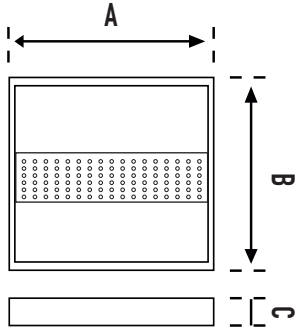
#### ÖZELLİKLER

- Gövde : 0,50 mm DKP sac
- Ral kodu : 9016 elektrostatik toz boya
- Led : SMD led 50.000 Saat
- Sürücü : Sabit akım-Dali

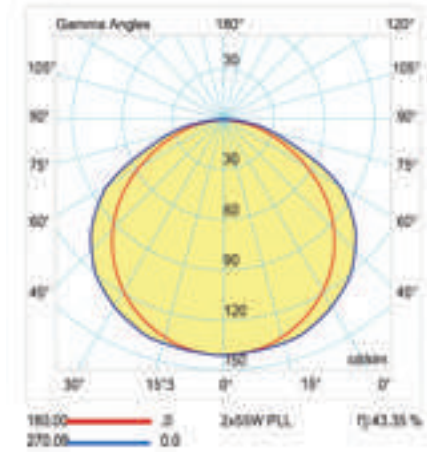
#### Specifications

- Body : 0,50 mm DKP sheet
- Ral Code : 9016 Electrostatic powder coated
- Led : SMD led 50.000 hour
- Driver : Constant current-Dali

#### TEKNİK ÇİZİM / Technical Drawing



#### İŞIK DAĞILIM EĞRİSİ / Light Distribution Curve



| Ürün Kodu<br>Code | Güç<br>Power (w) | Işık Akısı<br>Luminous Flux (lm) | Renk Sıcaklığı<br>Colour Tem (k) | Ölçüler<br>Dimensions (mm) A B C | Ağırlık<br>Weight (kg) | Koli Adedi<br>Pcs Pack | Koli Hacim<br>Box Bluk (m³) |
|-------------------|------------------|----------------------------------|----------------------------------|----------------------------------|------------------------|------------------------|-----------------------------|
| 2266363ETT        | 36 W             | 2880                             | 3000-4000-6500                   | 595x595x70 (60x60cm)             | 3,85                   | 2                      | 0,05                        |
| 2266453ETT        | 45 w             | 3600                             | 3000-4000-6500                   | 595x595x70 (60x60cm)             | 3,85                   | 2                      | 0,05                        |



IP65 F TS.EN 60598-2-25

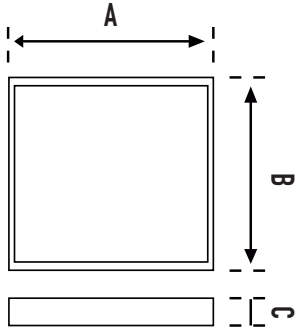
#### ÖZELLİKLER

- Gövde : 0,50 mm DKP sac
- Ral kodu : 9016 elektrostatik toz boya
- Led : SMD led 50.000 Saat
- Optik kapak: Yüksek geçirgenliğe sahip temperli cam,  
Akrilik-Polikarbon opal difüzör
- Sürücü : Sabit akım-Dali

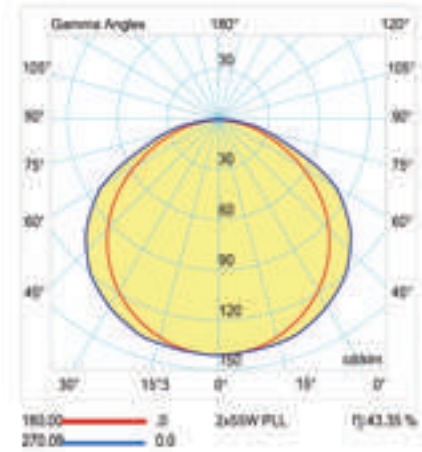
#### Specifications

- Body : 0,50 mm DKP sheet
- Ral Code : 9016 Electrostatic powder coated
- Led : SMD led 50.000 hour
- Diffuser : High efficient glass Acrylic-Polycarbonate  
opal diffuser
- Driver : Constant current-Dali

#### TEKNİK ÇİZİM / Technical Drawing



#### İŞIK DAĞILIM EĞRİSİ / Light Distribution Curve



| Ürün Kodu<br>Code | Güç<br>Power<br>(w) | Işık Akısı<br>Luminous Flux<br>(lm) | Renk Sıcaklığı<br>Colour Tem<br>(k) | Ölçüler<br>Dimensions<br>(mm) A B C | Ağırlık<br>Weight<br>(kg) | Koli Adedi<br>Pcs Pack | Koli Hacim<br>Box Bluk (m³) |
|-------------------|---------------------|-------------------------------------|-------------------------------------|-------------------------------------|---------------------------|------------------------|-----------------------------|
| 2233153STT        | 15W                 | 1300                                | 3000-4000-6500                      | 295x295x70                          | 3,2                       | 4                      | 0,033                       |
| 2236243STT        | 24W                 | 2200                                | 3000-4000-6500                      | 295x595x70                          | 3,8                       | 2                      | 0,032                       |
| 2266363STT        | 36W                 | 3400                                | 3000-4000-6500                      | 595x595x70                          | 6,6                       | 1                      | 0,121                       |
| 2266453STT        | 45W                 | 4200                                | 3000-4000-6500                      | 595x595x70                          | 6,6                       | 1                      | 0,121                       |



IP65 F TS.EN 60598-2-25

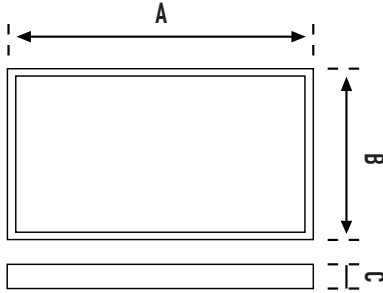
#### ÖZELLİKLER

- Gövde : 0,50 mm DKP sac
- Ral kodu : 9016 elektrostatik toz boya
- Led : SMD led 50.000 Saat
- Optik kapak: Yüksek geçirgenliğe sahip temperli cam, Akrilik-Polikarbon opal difüzör
- Sürücü : Sabit akım-Dali

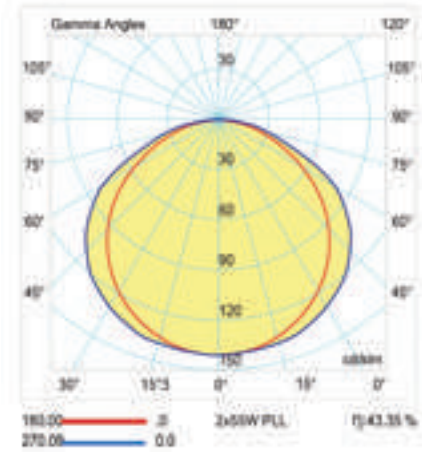
#### Specifications

- Body : 0,50 mm DKP sheet
- Ral Code : 9016 Electrostatic powder coated
- Led : SMD led 50.000 hour
- Diffuser : High efficient glass Acrylic-Policarbonate opal diffuser
- Driver : Constant current-Dali

#### TEKNİK ÇİZİM / Technical Drawing



#### İŞIK DAĞILIM EĞRİSİ / Light Distribution Curve



| Ürün Kodu<br>Code | Güç<br>Power<br>(w) | Işık Akısı<br>Luminous Flux<br>(lm) | Renk Sıcaklığı<br>Colour Tem<br>(k) | Ölçüler<br>Dimensions<br>(mm) A B C | Ağırlık<br>Weight<br>(kg) | Koli Adedi<br>Pcs Pack | Koli Hacim<br>Box Bluk (m³) |
|-------------------|---------------------|-------------------------------------|-------------------------------------|-------------------------------------|---------------------------|------------------------|-----------------------------|
| 2261236STT        | 36W                 | 3400                                | 3000-4000-6500                      | 295x1195x70                         | 10                        | 1                      | 0,064                       |
| 2231272STT        | 72W                 | 6800                                | 3000-4000-6500                      | 595x1195x70                         | 14                        | 1                      | 0,125                       |



IP65 F TS.EN 60598-2-25

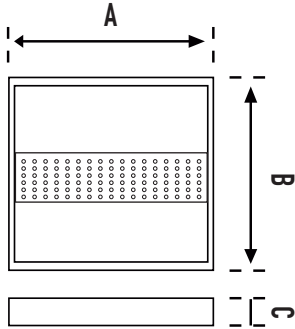
#### ÖZELLİKLER

- Gövde : 0,50 mm DKP sac
- Ral kodu : 9016 elektrostatik toz boya
- Led : SMD led 50.000 Saat
- Sürücü : Sabit akım-Dali

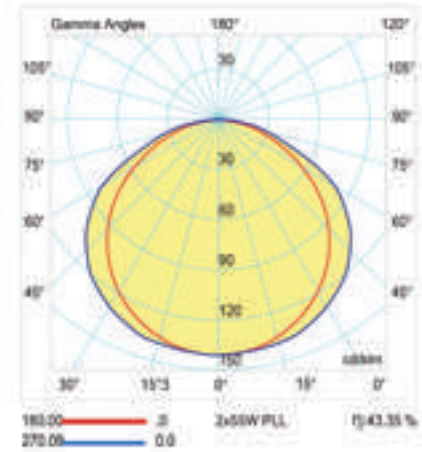
#### Specifications

- Body : 0,50 mm DKP sheet
- Ral Code : 9016 Electrostatic powder coated
- Led : SMD led 50.000 hour
- Driver : Constant current-Dali

#### TEKNİK ÇİZİM / Technical Drawing



#### İŞIK DAĞILIM EĞRİSİ / Light Distribution Curve



| Ürün Kodu<br>Code | Güç<br>Power<br>(w) | Işık Akısı<br>Luminous Flux<br>(lm) | Renk Sıcaklığı<br>Colour Tem<br>(k) | Ölçüler<br>Dimensions<br>(mm) A B C | Ağırlık<br>Weight<br>(kg) | Koli Adedi<br>Pcs Pack | Koli Hacim<br>Box Bluk (m <sup>3</sup> ) |
|-------------------|---------------------|-------------------------------------|-------------------------------------|-------------------------------------|---------------------------|------------------------|--|
| 2266363ESTT       | 36 W                | 2800                                | 3000-4000-6500                      | 595x595x70                          | 7                         | 2                      | 0,090                                    |
| 2266453ESTT       | 45W                 | 3200                                | 3000-4000-6500                      | 595x595x70                          | 7                         | 2                      | 0,090                                    |

# SIVA ÜSTÜ BACKLIGHT LED PANEL ARMATÜRLER

SURFACE MOUNTED BACKLIGHT LED PANEL LUMINAIRES





IP40 F TS.EN 60598-2-1

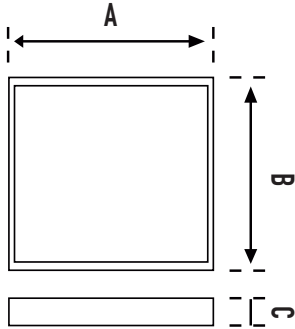
#### ÖZELLİKLER

- Gövde : 0,50 mm DKP sac
- Ral kodu : 9016 elektrostatik toz boya
- Led : SMD led 50.000 Saat
- Optik kapak: Akrilik-Polikarbon opal difüzör
- Sürücü : Sabit akım-Dali

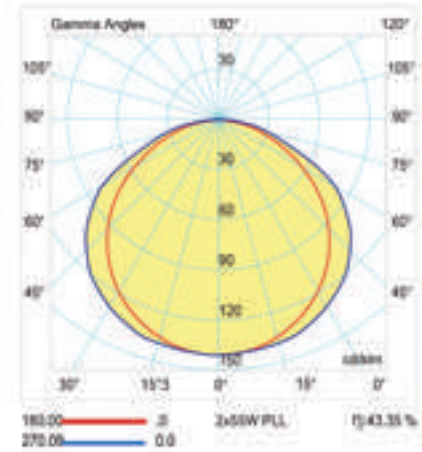
#### Specifications

- Body : 0,50 mm DKP sheet
- Ral Code : 9016 Electrostatic powder coated
- Led : SMD led 50.000 hour
- Diffuser : Acrylic-Polycarbonate opal diffuser
- Driver : Constant current-Dali

#### TEKNİK ÇİZİM / Technical Drawing



#### İŞIK DAĞILIM EĞRİSİ / Light Distribution Curve



| Ürün Kodu<br>Code | Güç<br>Power<br>(w) | Işık Akısı<br>Luminous Flux<br>(lm) | Renk Sıcaklığı<br>Colour Tem<br>(k) | Ölçüler<br>Dimensions<br>(mm) A B C | Ağırlık<br>Weight<br>(kg) | Koli Adedi<br>Pcs Pack | Koli Hacim<br>Box Bluk (m³) |
|-------------------|---------------------|-------------------------------------|-------------------------------------|-------------------------------------|---------------------------|------------------------|-----------------------------|
| 123312TT          | 12W                 | 1320                                | 3000-4000-6500                      | 300x300x55                          | 1                         | 4                      | 0,033                       |
| 126636TT          | 36W                 | 3960                                | 3000-4000-6500                      | 600x600x55                          | 3,2                       | 4                      | 0,064                       |



IP40 F TS.EN 60598-2-1

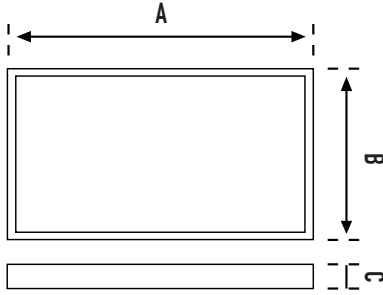
### ÖZELLİKLER

- Gövde : 0,50 mm DKP sac
- Ral kodu : 9016 elektrostatik toz boya
- Led : SMD led 50.000 Saat
- Optik kapak : Akrilik-Polikarbon opal difüzör
- Sürücü : Sabit akım-Dali

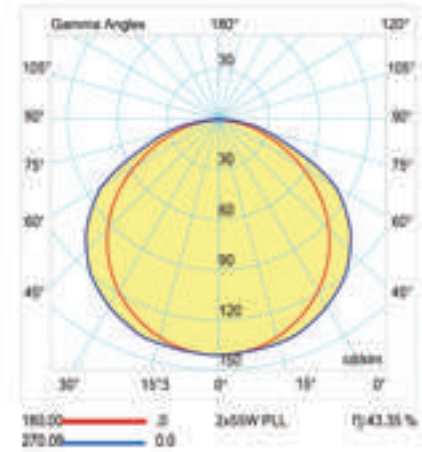
### Specifications

- Body : 0,50 mm DKP sheet
- Ral Code : 9016 Electrostatic powder coated
- Led : SMD led 50.000 hour
- Diffuser : Acrylic-Polycarbonate opal diffuser
- Driver : Constant current-Dali

### TEKNİK ÇİZİM / Technical Drawing



### İŞIK DAĞILIM EĞRİSİ / Light Distribution Curve



| Ürün Kodu<br>Code | Güç<br>Power<br>(w) | Işık Akısı<br>Luminous Flux<br>(lm) | Renk Sıcaklığı<br>Colour Tem<br>(k) | Ölçüler<br>Dimensions<br>(mm) A B C | Ağırlık<br>Weight<br>(kg) | Koli Adedi<br>Pcs Pack | Koli Hacim<br>Box Bluk (m³) |
|-------------------|---------------------|-------------------------------------|-------------------------------------|-------------------------------------|---------------------------|------------------------|-----------------------------|
| 123618TT          | 18W                 | 1980                                | 3000-4000-6499                      | 300x600x55                          | 2,5                       | 2                      | 0,033                       |
| 1231236TT         | 36W                 | 3960                                | 3000-4000-6500                      | 300x1200x55                         | 3,5                       | 2                      | 0,064                       |
| 1261272TT         | 72W                 | 7920                                | 3000-4000-6500                      | 600x1200x55                         | 6,5                       | 2                      | 0,125                       |



IP20 F TS.EN 60598-2-1

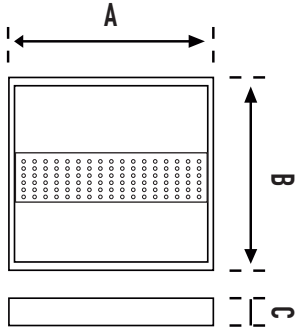
#### ÖZELLİKLER

- Gövde : 0,50 mm DKP sac
- Ral kodu : 9016 elektrostatik toz boya
- Led : SMD led 50.000 Saat
- Optik kapak: Akrilik-Polikarbon opal difüzör
- Sürücü : Sabit akım-Dali

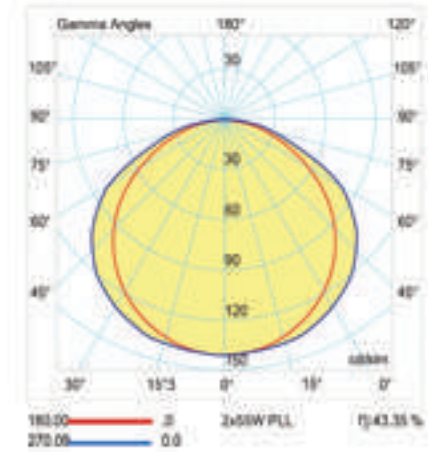
#### Specifications

- Body : 0,50 mm DKP sheet
- Ral Code : 9016 Electrostatic powder coated
- Led : SMD led 50.000 hour
- Diffuser : Acrylic-Polycarbonate opal diffuser
- Driver : Constant current-Dali


#### TEKNİK ÇİZİM / Technical Drawing



#### İŞİK DAĞILIM EĞRİSİ / Light Distribution Curve



| Ürün Kodu<br>Code | Güç<br>Power<br>(w) | Işık Akısı<br>Luminous Flux<br>(lm) | Renk Sıcaklığı<br>Colour Tem<br>(k) | Ölçüler<br>Dimensions<br>(mm) A B C | Ağırlık<br>Weight<br>(kg) | Koli Adedi<br>Pcs Pack | Koli Hacim<br>Box Bluk (m³) |
|-------------------|---------------------|-------------------------------------|-------------------------------------|-------------------------------------|---------------------------|------------------------|-----------------------------|
| 126636ETT         | 36W                 | 2800                                | 3000-4000-6500                      | 600x600x70                          | 3,75                      | 2                      | 0,05                        |
| 126645ETT         | 45W                 | 3200                                | 3000-4000-6500                      | 600x600x70                          | 3,75                      | 2                      | 0,05                        |



IP65 F TS.EN 60598-1-25

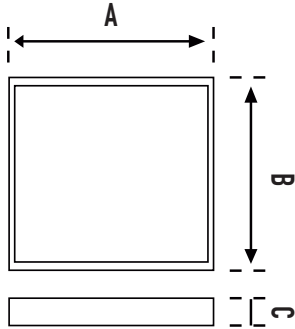
#### ÖZELLİKLER

- Gövde : 0,50 mm DKP sac
- Ral kodu : 9016 elektrostatik toz boya
- Led : SMD led 50.000 Saat
- Optik kapak: Yüksek geçirgenliğe sahip temperli cam,  
Akrilik-Polikarbon opal difüzör
- Sürücü : Sabit akım-Dali

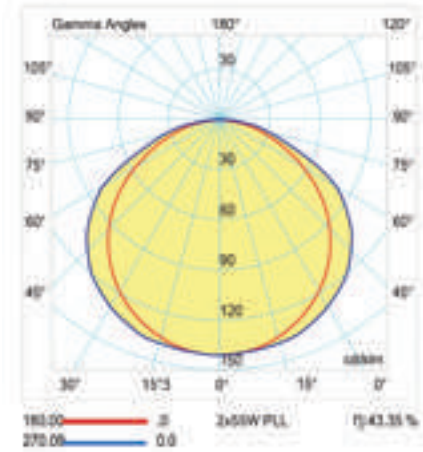
#### Specifications

- Body : 0,50 mm DKP sheet
- Ral Code : 9016 Electrostatic powder coated
- Led : SMD led 50.000 hour
- Diffuser : High efficient glass Acrylic-Polycarbonate  
opal diffuser
- Driver : Constant current-Dali

#### TEKNİK ÇİZİM / Technical Drawing



#### İŞIK DAĞILIM EĞRİSİ / Light Distribution Curve



| Ürün Kodu<br>Code | Güç<br>Power (w) | Işık Akısı<br>Luminous Flux (lm) | Renk Sıcaklığı<br>Colour Tem (k) | Ölçüler<br>Dimensions (mm) A B C | Ağırlık<br>Weight (kg) | Koli Adedi<br>Pcs Pack | Koli Hacim<br>Box Bluk (m³) |
|-------------------|------------------|----------------------------------|----------------------------------|----------------------------------|------------------------|------------------------|-----------------------------|
| 123315STT         | 15W              | 1300                             | 3000-4000-6500                   | 300x300x70                       | 3,5                    | 4                      | 0,033                       |
| 126636STT         | 36W              | 3400                             | 3000-4000-6500                   | 600x600x70                       | 7                      | 1                      | 0,121                       |
| 126645STT         | 45W              | 4200                             | 3000-4000-6500                   | 600x600x70                       | 7                      | 1                      | 0,121                       |



IP65 F TS.EN 60598-1-25

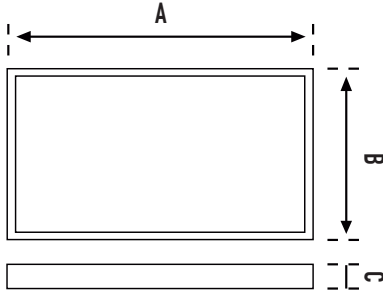
#### ÖZELLİKLER

- Gövde : 0,50 mm DKP sac
- Ral kodu : 9016 elektrostatik toz boya
- Led : SMD led 50.000 Saat
- Optik kapak: Yüksek geçirgenliğe sahip temperli cam, Akrilik-Polikarbon opal difüzör
- Sürücü : Sabit akım-Dali

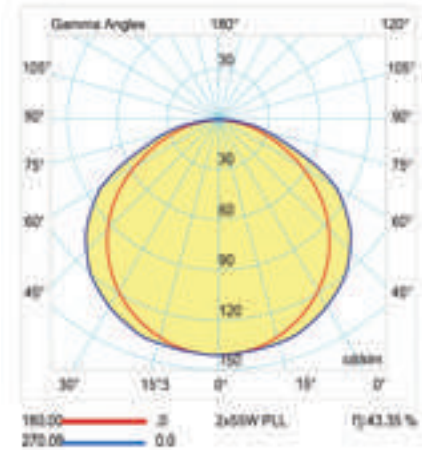
#### Specifications

- Body : 0,50 mm DKP sheet
- Ral Code : 9016 Electrostatic powder coated
- Led : SMD led 50.000 hour
- Diffuser : High efficient glass Acrylic-Polycarbonate opal diffuser
- Driver : Constant current-Dali

#### TEKNİK ÇİZİM / Technical Drawing



#### İŞIK DAĞILIM EĞRİSİ / Light Distribution Curve



| Ürün Kodu<br>Code | Güç<br>Power (w) | Işık Akısı<br>Luminous Flux (lm) | Renk Sıcaklığı<br>Colour Tem (k) | Ölçüler<br>Dimensions (mm) A B C | Ağırlık<br>Weight (kg) | Koli Adedi<br>Pcs Pack | Koli Hacim<br>Box Bluk (m³) |
|-------------------|------------------|----------------------------------|----------------------------------|----------------------------------|------------------------|------------------------|-----------------------------|
| 123624STT         | 24W              | 2200                             | 3000-4000-6500                   | 300x600x70                       | 4,5                    | 2                      | 0,032                       |
| 1231236STT        | 36W              | 3400                             | 3000-4000-6500                   | 300x120x70                       | 11                     | 1                      | 0,064                       |
| 1261272STT        | 72W              | 6800                             | 3000-4000-6500                   | 600x120x70                       | 15                     | 1                      | 0,125                       |



IP65 F TS.EN 60598-1-25

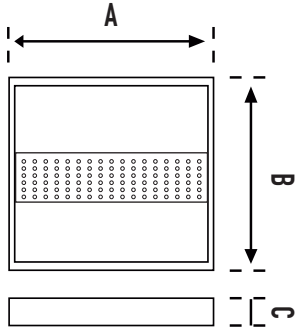
### ÖZELLİKLER

- Gövde : 0,50 mm DKP sac
- Ral kodu : 9016 elektrostatik toz boya
- Led : SMD led 50.000 Saat
- Optik kapak: Yüksek geçirgenliğe sahip temperli cam, Akrilik-Polikarbon opal difüzör
- Sürücü : Sabit akım-Dali

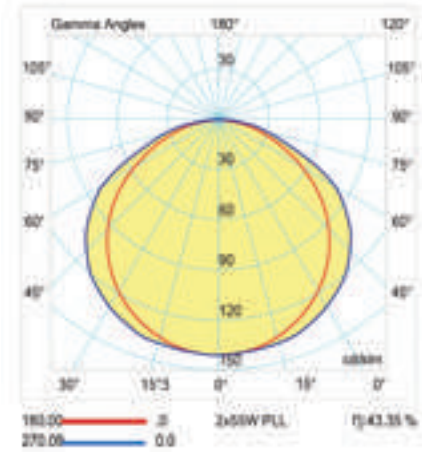
### Specifications

- Body : 0,50 mm DKP sheet
- Ral Code : 9016 Electrostatic powder coated
- Led : SMD led 50.000 hour
- Diffuser : High efficient glass Acrylic-Polycarbonate opal diffuser
- Driver : Constant current-Dali

### TEKNİK ÇİZİM / Technical Drawing



### İŞİK DAĞILIM EĞRİSİ / Light Distribution Curve




| Ürün Kodu<br>Code | Güç<br>Power (w) | Işık Akısı<br>Luminous Flux (lm) | Renk Sıcaklığı<br>Colour Tem (k) | Ölçüler<br>Dimensions (mm) A B C | Ağırlık<br>Weight (kg) | Koli Adedi<br>Pcs Pack | Koli Hacim<br>Box Bluk (m³) |
|-------------------|------------------|----------------------------------|----------------------------------|----------------------------------|------------------------|------------------------|-----------------------------|
| 126636ESTT        | 36W              | 2800                             | 3000-4000-6500                   | 600x600x70                       | 7                      | 1                      | 0,90                        |
| 126645ESTT        | 45W              | 3200                             | 3000-4000-6500                   | 600x600x70                       | 7                      | 1                      | 0,90                        |

# SIVA ÜSTÜ LEDLİ LINEER ARMATÜRLER

SURFACE LED LINEAR LUMINAIRES





IP40 F TS.EN 60598-2-1



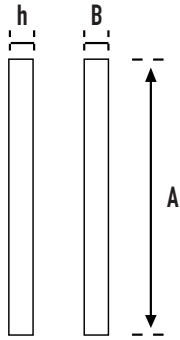
### ÖZELLİKLER

- Gövde : Alüminyum ekstrüzyon
- Ral kodu : Elektrostatik toz boya
- Led : SMD led 50.000 Saat
- Optik kapak : Akrilik-Polikarbon opal difüzör
- Sürücü : Sabit akım-Dali

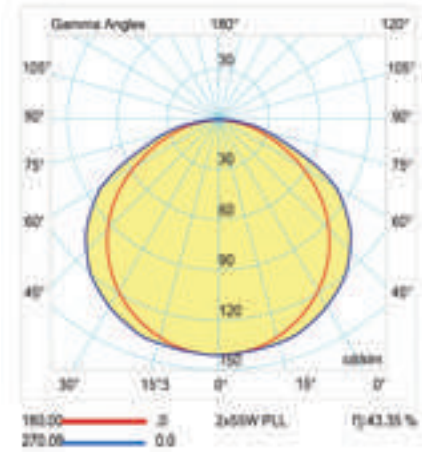
### Specifications

- Body : Alüminum extrusion
- Ral Code : Electrostatic powder coated
- Led : SMD led 50.000 hour
- Diffuser : Acrylic-Polycarbonate opal diffuser
- Driver : Constant current-Dali

### TEKNİK ÇİZİM / Technical Drawing



### İŞIK DAĞILIM EĞRİSİ / Light Distribution Curve



| Ürün Kodu<br>Code | Güç<br>Power (w) | Işık Akısı<br>Luminous Flux (lm) | Renk Sıcaklığı<br>Colour Tem (k) | Ölçüler<br>Dimensions (mm) A B h | Ağırlık<br>Weight (kg) | Koli Adedi<br>Pcs Pack | Koli Hacim<br>Box Bluk (m³) |
|-------------------|------------------|----------------------------------|----------------------------------|----------------------------------|------------------------|------------------------|-----------------------------|
| 1965820TT         | 20W              | 2000                             | 3000-4000-6500                   | 600x50x76                        | 1,15                   | 2                      | 0,0058                      |
| 19125840TT        | 40W              | 4000                             | 3000-4000-6500                   | 1200x50x76                       | 1,35                   | 1                      | 0,0058                      |
| 19155860TT        | 60W              | 6000                             | 3000-4000-6500                   | 1500x50x76                       | 1,75                   | 1                      | 0,0072                      |
| 1965820TTSRT      | 20W              | 2000                             | 3000-4000-6500                   | 600x50x76                        | 1,25                   | 1                      | 0,0058                      |
| 19125840TTSRT     | 40W              | 4000                             | 3000-4000-6500                   | 1200x50x76                       | 1,45                   | 1                      | 0,0058                      |
| 19155860TTSRT     | 60W              | 6000                             | 3000-4000-6500                   | 1500x50x76                       | 1,85                   | 1                      | 0,0072                      |



IP40 F TS.EN 60598-2-1

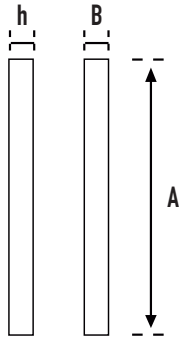
#### ÖZELLİKLER

- Gövde : Alüminyum ekstrüzyon
- Ral kodu : Elektrostatik toz boya
- Led : SMD led
- Optik kapak: Yüksek geçirgenliğe sahip temperli cam, Akrilik-Polikarbon opal difüzör
- Sürücü : Sabit akım

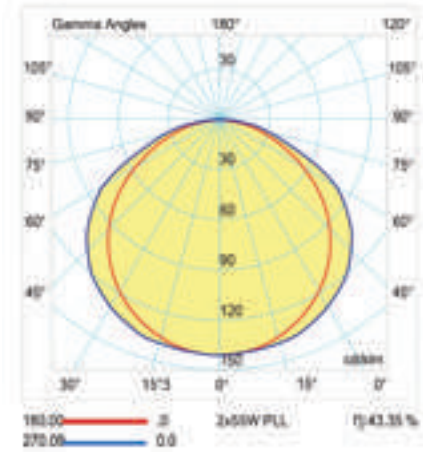
#### Specifications

- Body : Alüminum extrusion
- Ral Code : Electrostatic powder coated
- Led : SMD led
- Diffuser : High efficient glass Acrylic-Polycarbonate opal diffuser
- Driver : Constant current

#### TEKNİK ÇİZİM / Technical Drawing



#### İŞIK DAĞILIM EĞRİSİ / Light Distribution Curve



| Ürün Kodu<br>Code | Güç<br>Power (w) | Işık Akısı<br>Luminous Flux (lm) | Renk Sıcaklığı<br>Colour Tem (k) | Ölçüler<br>Dimensions (mm) A B C h | Ağırlık<br>Weight (kg) | Koli Adedi<br>Pcs Pack | Koli Hacim<br>Box Bluk (m³) |
|-------------------|------------------|----------------------------------|----------------------------------|------------------------------------|------------------------|------------------------|-----------------------------|
| 2963320TT         | 20W              | 2000                             | 3000-4000-6500                   | 600x68,5x49,7x27,2                 | 0,50                   | 2                      | 0,0015                      |
| 29123340TT        | 40W              | 4000                             | 3000-4000-6500                   | 1200x68,5x49,7x27,2                | 0,70                   | 1                      | 0,0015                      |
| 29153360TT        | 60W              | 6000                             | 3000-4000-6500                   | 1500x68,5x49,7x27,2                | 1,15                   | 1                      | 0,0018                      |
| 2965720TT         | 20W              | 2000                             | 3000-4000-6500                   | 600x50x70                          | 0,80                   | 2                      | 0,0042                      |
| 29125740TT        | 40W              | 4000                             | 3000-4000-6500                   | 1200x50x70                         | 1,40                   | 1                      | 0,0042                      |
| 29155760TT        | 60W              | 6000                             | 3000-4000-6500                   | 1500x50x70                         | 1,85                   | 1                      | 0,0052                      |



IP40 F TS.EN 60598-2-1



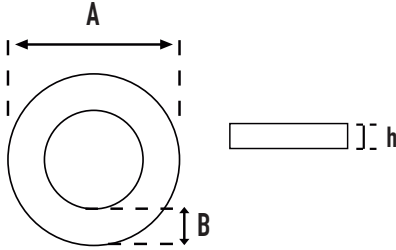
### ÖZELLİKLER

- Gövde : Alüminyum ekstrüzyon
- Ral kodu : Elektrostatik toz boya
- Led : SMD led 50.000 Saat
- Optik kapak : Akrilik-Polikarbon opal difüzör
- Sürücü : Sabit akım-Dali

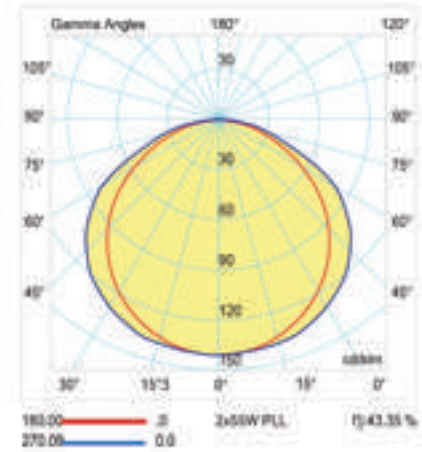
### Specifications

- Body : Alüminum extrusion
- Ral Code : Electrostatic powder coated
- Led : SMD led 50.000 hour
- Diffuser : Acrylic-Polycarbonate opal diffuser
- Driver : Constant current-Dali

### TEKNİK ÇİZİM / Technical Drawing



### IŞIK DAĞILIM EĞRİSİ / Light Distribution Curve



| Ürün Kodu<br>Code | Güç<br>Power (w) | Işık Akısı<br>Luminous Flux (lm) | Renk Sıcaklığı<br>Colour Tem (k) | Ölçüler<br>Dimensions (mm) A B h | Ağırlık<br>Weight (kg) | Koli Adedi<br>Pcs Pack | Koli Hacim<br>Box Bluk (m <sup>3</sup> ) |
|-------------------|------------------|----------------------------------|----------------------------------|----------------------------------|------------------------|------------------------|--|
| 1945840TTS        | 40W              | 4000                             | 3000-4000-6500                   | 400x50x80                        | 2,5                    | 1                      | 0,016                                    |
| 1965860TTS        | 60W              | 6000                             | 3000-4000-6500                   | 600x50x80                        | 3,4                    | 1                      | 0,037                                    |
| 19958100TTS       | 100W             | 10000                            | 3000-4000-6500                   | 900x50x80                        | 4,3                    | 1                      | 0,102                                    |
| 1945840TTSSTR     | 40W              | 4000                             | 3000-4000-6500                   | 400x50x80                        | 2,7                    | 1                      | 0,016                                    |
| 1965860TTSSTR     | 60W              | 6000                             | 3000-4000-6500                   | 600x50x80                        | 3,6                    | 1                      | 0,037                                    |
| 19958100TTSSTR    | 100W             | 10000                            | 3000-4000-6500                   | 900x50x80                        | 4,5                    | 1                      | 0,102                                    |



IP40 F TS.EN 60598-2-1



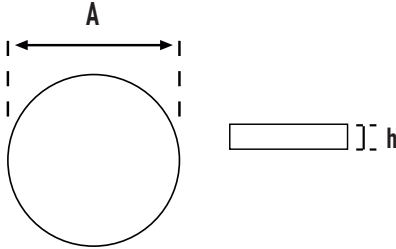
### ÖZELLİKLER

- Gövde : Alüminyum ekstrüzyon
- Ral kodu : Elektrostatik toz boya
- Led : SMD led
- Optik kapak : Akrilik-Polikarbon opal difüzör
- Sürücü : Sabit akım-Dali

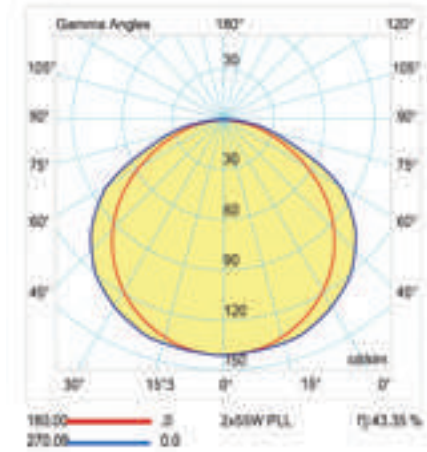
### Specifications

- Body : Alüminum extrusion
- Ral Code : Electrostatic powder coated
- Led : SMD led
- Diffuser : Acrylic-Polycarbonate opal diffuser
- Driver : Constant current-Dali


### TEKNİK ÇİZİM / Technical Drawing



### İŞIK DAĞILIM EĞRİSİ / Light Distribution Curve



| Ürün Kodu<br>Code | Güç<br>Power (w) | Işık Akısı<br>Luminous Flux (lm) | Renk Sıcaklığı<br>Colour Tem (k) | Ölçüler<br>Dimensions (mm) A h | Ağırlık<br>Weight (kg) | Koli Adedi<br>Pcs Pack | Koli Hacim<br>Box Bluk (m <sup>3</sup> ) |
|-------------------|------------------|----------------------------------|----------------------------------|--------------------------------|------------------------|------------------------|--|
| 194840TTSD        | 40W              | 4000                             | 3000-4000-6500                   | 400x80                         | 2,5                    | 1                      | 0,016                                    |
| 196860TTSD        | 60W              | 6000                             | 3000-4000-6500                   | 600x80                         | 3,4                    | 1                      | 0,037                                    |
| 1998100TTSD       | 100W             | 10000                            | 3000-4000-6500                   | 900x80                         | 4,3                    | 1                      | 0,102                                    |
| 194840TTSDSTR     | 40W              | 4000                             | 3000-4000-6500                   | 400x80                         | 2,7                    | 1                      | 0,016                                    |
| 196860TTSDSRT     | 60W              | 6000                             | 3000-4000-6500                   | 600x80                         | 3,6                    | 1                      | 0,037                                    |
| 1998100TTSDSRT    | 100W             | 10000                            | 3000-4000-6500                   | 900x80                         | 4,5                    | 1                      | 0,102                                    |



IP40 F TS.EN 60598-2-1



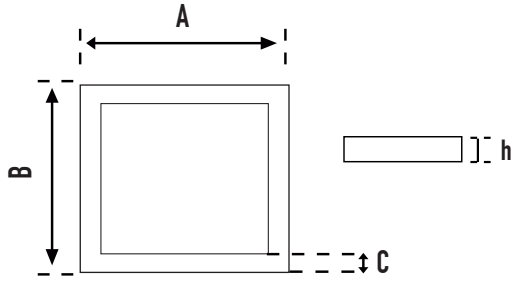
#### ÖZELLİKLER

- Gövde : Alüminyum ekstrüzyon
- Ral kodu : Elektrostatik toz boya
- Led : SMD led
- Optik kapak : Akrilik-Polikarbon opal difüzör
- Sürücü : Sabit akım-Dali

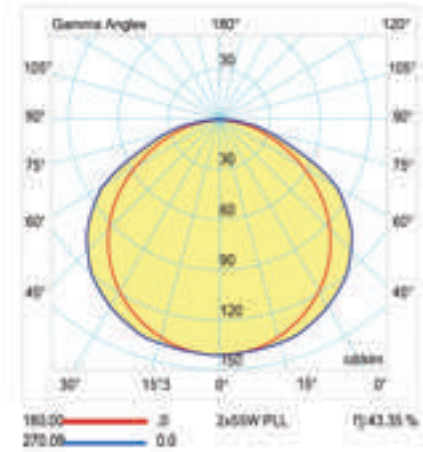
#### Specifications

- Body : Alüminum extrusion
- Ral Code : Electrostatic powder coated
- Led : SMD led
- Diffuser : Acrylic-Polycarbonate opal diffuser
- Driver : Constant current-Dali

#### TEKNİK ÇİZİM / Technical Drawing



#### İŞIK DAĞILIM EĞRİSİ / Light Distribution Curve



| Ürün Kodu<br>Code | Güç<br>Power (w) | Işık Akısı<br>Luminous Flux (lm) | Renk Sıcaklığı<br>Colour Tem (k) | Ölçüler<br>Dimensions (mm) A B C h | Ağırlık<br>Weight (kg) | Koli Adedi<br>Pcs Pack | Koli Hacim<br>Box Bluk (m <sup>3</sup> ) |
|-------------------|------------------|----------------------------------|----------------------------------|------------------------------------|------------------------|------------------------|--|
| 19445840TTK       | 40W              | 4000                             | 3000-4000-6500                   | 400x400x50X80                      | 3                      | 1                      | 0,015                                    |
| 19665860TTK       | 60W              | 6000                             | 3000-4000-6500                   | 600x600x50X80                      | 3,5                    | 1                      | 0,033                                    |
| 199958100TTK      | 100W             | 10000                            | 3000-4000-6500                   | 900x900x50X80                      | 5                      | 1                      | 0,08                                     |
| 19445840TTKSTR    | 40W              | 4000                             | 3000-4000-6500                   | 400x400x50X80                      | 3,2                    | 1                      | 0,015                                    |
| 19665860TTKSRT    | 60W              | 6000                             | 3000-4000-6500                   | 600x600x50X80                      | 3,7                    | 1                      | 0,033                                    |
| 199958100TTKSRT   | 100W             | 10000                            | 3000-4000-6500                   | 900x900x50X80                      | 5,2                    | 1                      | 0,08                                     |



IP40 F TS.EN 60598-2-1



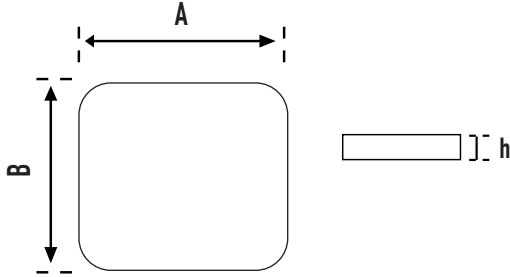
### ÖZELLİKLER

- Gövde : Alüminyum ekstrüzyon
- Ral kodu : Elektrostatik toz boya
- Led : SMD led
- Optik kapak : Akrilik-Polikarbon opal difüzör
- Sürücü : Sabit akım-Dali

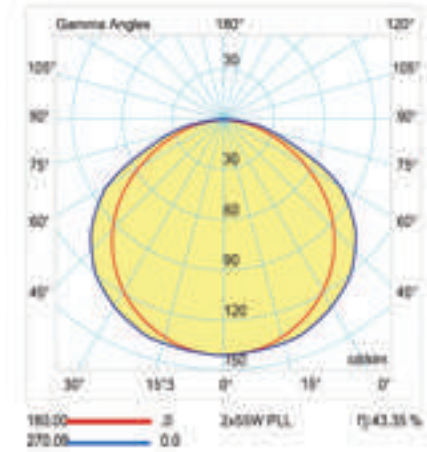
### Specifications

- Body : Alüminum extrusion
- Ral Code : Electrostatic powder coated
- Led : SMD led
- Diffuser : Acrylic-Polycarbonate opal diffuser
- Driver : Constant current-Dali

### TEKNİK ÇİZİM / Technical Drawing



### İŞIK DAĞILIM EĞRİSİ / Light Distribution Curve



| Ürün Kodu<br>Code | Güç<br>Power (w) | Işık Akısı<br>Luminous Flux (lm) | Renk Sıcaklığı<br>Colour Tem (k) | Ölçüler<br>Dimensions (mm) A B h | Ağırlık<br>Weight (kg) | Koli Adedi<br>Pcs Pack | Koli Hacim<br>Box Bluk (m³) |
|-------------------|------------------|----------------------------------|----------------------------------|----------------------------------|------------------------|------------------------|-----------------------------|
| 1944840TTKD       | 40W              | 4000                             | 3000-4000-6500                   | 400x400x80                       | 3                      | 1                      | 0,015                       |
| 1966860TTKD       | 60W              | 6000                             | 3000-4000-6500                   | 600x600x80                       | 3,5                    | 1                      | 0,033                       |
| 19998100TTKD      | 100W             | 10000                            | 3000-4000-6500                   | 900x900x80                       | 5                      | 1                      | 0,080                       |
| 1944840TTKDSTR    | 40W              | 4000                             | 3000-4000-6500                   | 400x400x80                       | 3,2                    | 1                      | 0,015                       |
| 1966860TTKDSRT    | 60W              | 6000                             | 3000-4000-6500                   | 600x600x80                       | 3,7                    | 1                      | 0,033                       |
| 19998100TTKDSRT   | 100W             | 10000                            | 3000-4000-6500                   | 900x900x80                       | 5,2                    | 1                      | 0,080                       |



IP40 F TS.EN 60598-2-1



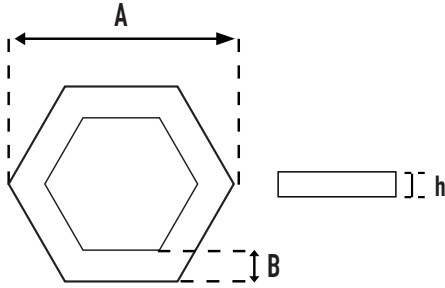
### ÖZELLİKLER

- Gövde : Alüminyum ekstrüzyon
- Ral kodu : Elektrostatik toz boya
- Led : SMD led
- Optik kapak : Akrilik-Polikarbon opal difüzör
- Sürücü : Sabit akım-Dali

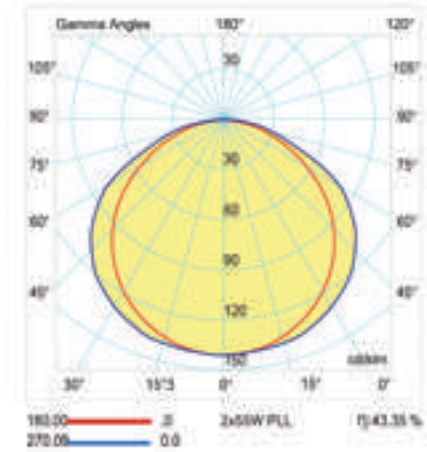
### Specifications

- Body : Alüminum extrusion
- Ral Code : Electrostatic powder coated
- Led : SMD led
- Diffuser : Acrylic-Polycarbonate opal diffuser
- Driver : Constant current-Dali

### TEKNİK ÇİZİM / Technical Drawing



### İŞIK DAĞILIM EĞRİSİ / Light Distribution Curve



| Ürün Kodu<br>Code | Güç<br>Power (w) | Işık Akısı<br>Luminous Flux (lm) | Renk Sıcaklığı<br>Colour Tem (k) | Ölçüler<br>Dimensions (mm) A B h | Ağırlık<br>Weight (kg) | Koli Adedi<br>Pcs Pack | Koli Hacim<br>Box Bluk (m <sup>3</sup> ) |
|-------------------|------------------|----------------------------------|----------------------------------|----------------------------------|------------------------|------------------------|--|
| 1945840TTA        | 40W              | 4000                             | 3000-4000-6500                   | 400x50x80                        | 2,2                    | 1                      | 0,016                                    |
| 1965860TTA        | 60W              | 6000                             | 3000-4000-6500                   | 600x50x80                        | 3,2                    | 1                      | 0,037                                    |
| 19958100TTA       | 100W             | 10000                            | 3000-4000-6500                   | 900x50x80                        | 5                      | 1                      | 0,102                                    |
| 1945840TTASTR     | 40W              | 4000                             | 3000-4000-6500                   | 400x50x80                        | 2,5                    | 1                      | 0,016                                    |
| 1965860TTASRT     | 60W              | 6000                             | 3000-4000-6500                   | 600x50x80                        | 3,4                    | 1                      | 0,037                                    |
| 19958100TTASRT    | 100W             | 10000                            | 3000-4000-6500                   | 900x50x80                        | 5,2                    | 1                      | 0,102                                    |

# SIVA ALTI DOWNLIGHT ARMATÜRLER

RECESSED LED DOWNLIGHT LUMINAIRES





IP40 F TS.EN 60598-2-2

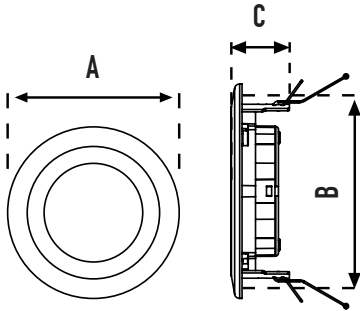
### ÖZELLİKLER

- Gövde : Alüminyum enjeksiyon
- Ral kodu : 9016 elektrostatik toz boya
- Led : SMD led 50.000 Saat
- Optik kapak: Akrilik-Polikarbon opal difüzör
- Sürücü : Sabit akım-Dali

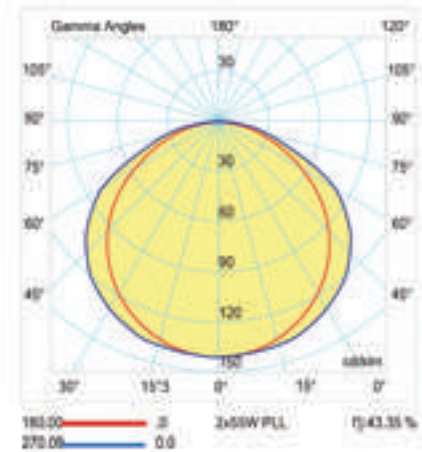
### Specifications

- Body : Alüminum injection
- Ral Code : 9016 Electrostatic powder coated
- Led : SMD led 50.000 hour
- Diffuser : Acrylic-Polycarbonate opal diffuser
- Driver : Constant current-Dali

### TEKNİK ÇİZİM / Technical Drawing



### İŞIK DAĞILIM EĞRİSİ / Light Distribution Curve



| Ürün Kodu<br>Code | Güç<br>Power<br>(w) | Işık Akısı<br>Luminous Flux<br>(lm) | Renk Sıcaklığı<br>Colour Tem<br>(k) | Ölçüler<br>Dimensions<br>(mm) A B C | Ağırlık<br>Weight<br>(kg) | Koli Adedi<br>Pcs Pack | Koli Hacim<br>Box Bluk (m <sup>3</sup> ) |
|-------------------|---------------------|-------------------------------------|-------------------------------------|-------------------------------------|---------------------------|------------------------|--|
| 21381TT           | 3" 8W               | 800                                 | 3000-4000-6500                      | 100x80x30                           | 0,110                     | 50                     | 0,012                                    |
| 214121TT          | 4" 12W              | 1200                                | 3000-4000-6500                      | 120x100x30                          | 0,220                     | 50                     | 0,018                                    |
| 215151TT          | 5" 15W              | 1500                                | 3000-4000-6500                      | 150x130x30                          | 0,220                     | 50                     | 0,018                                    |
| 216181TT          | 6" 18W              | 1800                                | 3000-4000-6500                      | 170x150x30                          | 0,350                     | 50                     | 0,038                                    |
| 218241TT          | 8" 24W              | 2400                                | 3000-4000-6500                      | 220x200x30                          | 0,450                     | 50                     | 0,066                                    |



IP40 F TS.EN 60598-2-2

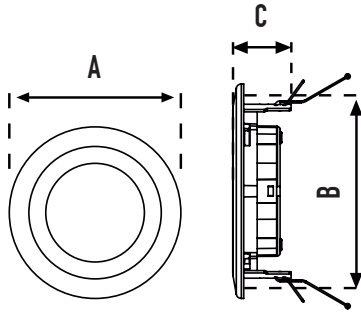
### ÖZELLİKLER

- Gövde : Alüminyum enjeksiyon
- Ral kodu : 9016 elektrostatik toz boya
- Led : SMD led 50.000 Saat
- Optik kapak: Akrylic-Polikarbon opal difüzör
- Sürücü : Sabit akım-Dali

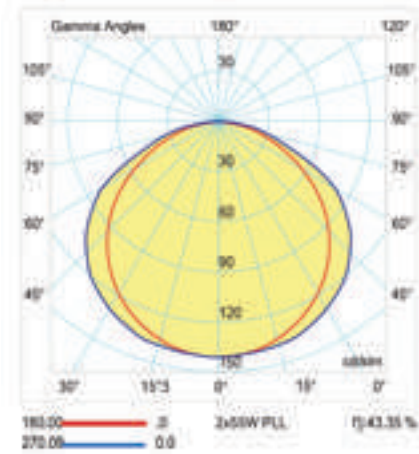
### Specifications

- Body : Alüminum injection
- Ral Code : 9016 Electrostatic powder coated
- Led : SMD led 50.000 hour
- Diffuser : Acrylic-Polycarbonate opal diffuser
- Driver : Constant current-Dali

### TEKNİK ÇİZİM / Technical Drawing



### İŞIK DAĞILIM EĞRİSİ / Light Distribution Curve



| Ürün Kodu<br>Code | Güç<br>Power<br>(w) | Işık Akısı<br>Luminous Flux<br>(lm) | Renk Sıcaklığı<br>Colour Tem<br>(k) | Ölçüler<br>Dimensions<br>(mm) A B C | Ağırlık<br>Weight<br>(kg) | Koli Adedi<br>Pcs Pack | Koli Hacim<br>Box Bluk (m³) |
|-------------------|---------------------|-------------------------------------|-------------------------------------|-------------------------------------|---------------------------|------------------------|-----------------------------|
| 21382TT           | 3" 8W               | 800                                 | 3000-4000-6500                      | 100x80x42                           | 0,182                     | 50                     | 0,012                       |
| 214122TT          | 4" 12W              | 1200                                | 3000-4000-6500                      | 120x100x42                          | 0.258                     | 50                     | 0,018                       |
| 215152TT          | 5" 15W              | 1500                                | 3000-4000-6500                      | 170x150x42                          | 0.368                     | 50                     | 0,025                       |
| 216182TT          | 6" 18W              | 1800                                | 3000-4000-6500                      | 195x175x42                          | 0.462                     | 50                     | 0,038                       |
| 218242TT          | 8" 24-30W           | 2400-3000                           | 3000-4000-6500                      | 220x200x42                          | 0,550                     | 50                     | 0,045                       |



**RBR 3006-2024**  
IP40 F TS.EN 60598-2-2

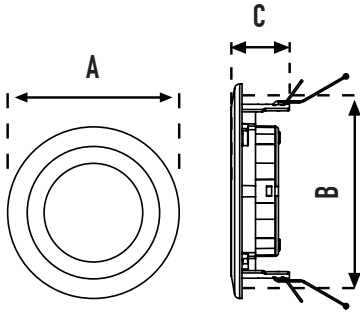
### ÖZELLİKLER

- Gövde : Alüminyum enjeksiyon
- Ral kodu : 9016 elektrostatik toz boya
- Led : SMD led
- Optik kapak: Akrilik-Polikarbon opal difüzör
- Sürücü : Sabit akım

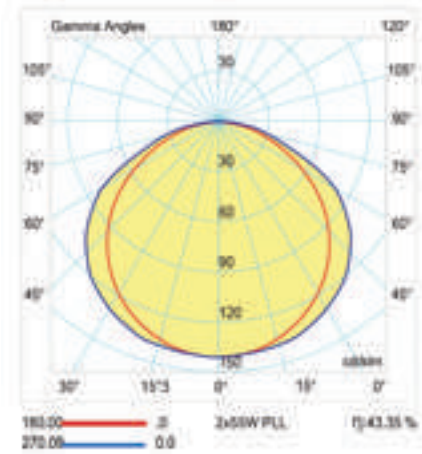
### Specifications

- Body : Alüminum injection
- Ral Code : 9016 Electrostatic powder coated
- Led : SMD led
- Diffuser : Acrylic-Policarbonate opal diffuser
- Driver : Constant current

### TEKNİK ÇİZİM / Technical Drawing



### İŞIK DAĞILIM EĞRİSİ / Light Distribution Curve



| Ürün Kodu<br>Code | Güç<br>Power (w) | Işık Akısı<br>Luminous Flux (lm) | Renk Sıcaklığı<br>Colour Tem (k) | Ölçüler<br>Dimensions (mm) A B C | Ağırlık<br>Weight (kg) | Koli Adedi<br>Pcs Pack | Koli Hacim<br>Box Bluk (m <sup>3</sup> ) |
|-------------------|------------------|----------------------------------|----------------------------------|----------------------------------|------------------------|------------------------|--|
| RBR 3006          | 3" 6W            | 660                              | 2700-6500                        | 120x105x20                       | -                      | 100                    | -  |
| RBR 4009          | 4" 9W            | 720                              | 2700-6500                        | 150x135x20                       | -                      | 80                     | -  |
| RBR 6012          | 5" 12W           | 960                              | 2700-6500                        | 170x155x20                       | -                      | 80                     | -  |
| RBR 6015          | 6" 15W           | 1200                             | 2700-6500                        | 190x175x20                       | -                      | 80                     | -  |
| RBR 8018          | 8" 18W           | 14400                            | 2700-6500                        | 220x205x20                       | -                      | 60                     | -  |
| RBR 2024          | 8" 24W           | 19200                            | 6500                             | 250x230x20                       | -                      | 40                     | -  |



| ÖZELLİKLER    |                                   |
|---------------|-----------------------------------|
| • Gövde       | : DKP sac                         |
| • Ral kodu    | : Elektrostatik toz boya          |
| • Led         | : Led                             |
| • Optik kapak | : Akrilik-Polikarbon opal difüzör |
| • Sürücü      | : Sabit akım                      |

| Specifications |                                       |
|----------------|---------------------------------------|
| • Body         | : DKP sheet                           |
| • Ral Code     | : Electrostatic powder coated         |
| • Led          | : SMD led                             |
| • Diffuser     | : Acrylic-Polycarbonate opal diffuser |
| • Driver       | : Constant current                    |



| Ürün Kodu<br>Code | Güç<br>Power<br>(w) | Işık Akısı<br>Luminous Flux<br>(lm) | Renk Sıcaklığı<br>Colour Tem<br>(k) | Ölçüler<br>Dimensions<br>(mm) A B C | Ağırlık<br>Weight<br>(kg) | Koli Adedi<br>Pcs Pack | Koli Hacim<br>Box Bluk (m³) |
|-------------------|---------------------|-------------------------------------|-------------------------------------|-------------------------------------|---------------------------|------------------------|-----------------------------|
| RBR 9009          | 3" 9W               | 990                                 | 3200-6500                           | 112x100x20                          |                           | 80                     |                             |
| RBR 9018          | 4" 18W              | 1980                                | 3200-6500                           | 150x130x20                          |                           | 80                     |                             |
| RBR 9024          | 6" 24W              | 2640                                | 3200-6500                           | 165x140x20                          |                           | 80                     |                             |
| RBR 9036          | 8" 36W              | 3960                                | 3200-6500                           | 225x190x20                          |                           | 60                     |                             |
| RBR 7009KRS       | 3" 9W               | 990                                 | 3200-6500                           | 120x100x20                          |                           | 80                     |                             |
| RBR 7036KRS       | 8" 36W              | 3960                                | 3200-6500                           | 220x200x20                          |                           | 48                     |                             |
| RBR 8009OP        | 3" 9W               | 990                                 | 3200-6500                           | 120x100x20                          |                           | 80                     |                             |
| RBR 8036OP        | 8" 36W              | 3960                                | 3200-6500                           | 220x200x20                          |                           | 48                     |                             |



■ RBR 90199



■ RBR 90209

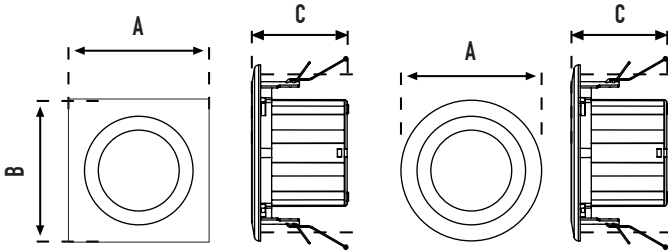
#### ÖZELLİKLER

- Gövde : Alüminyum enjeksiyon
- Ral kodu : Elektrostatik toz boya
- Led : Led
- Optik kapak: Akriлик-Polikarbon opal difüzör
- Sürücü : Sabit akım

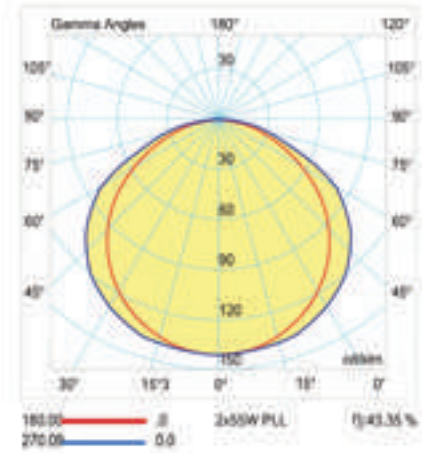
#### Specifications

- Body : Alüminum injection
- Ral Code : Electrostatic powder coated
- Led : SMD led
- Diffuser : Acrylic-Polycarbonate opal diffuser
- Driver : Constant current

#### TEKNİK ÇİZİM / Technical Drawing



#### İŞIK DAĞILIM EĞRİSİ / Light Distribution Curve



| Ürün Kodu<br>Code | Güç<br>Power (w) | Işık Akısı<br>Luminous Flux (lm) | Renk Sıcaklığı<br>Colour Tem (k) | Ölçüler<br>Dimensions (mm) A B C | Ağırlık<br>Weight (kg) | Koli Adedi<br>Pcs Pack | Koli Hacim<br>Box Bluk (m³) |
|-------------------|------------------|----------------------------------|----------------------------------|----------------------------------|------------------------|------------------------|-----------------------------|
| RBR 90199         | 9W               | 990                              | 3200-4000-6500                   | 110x110x110                      |                        |                        |                             |
| RBR 901912        | 12W              | 1320                             | 3200-4000-6500                   | 110x110x110                      |                        |                        |                             |
| RBR 901915        | 15W              | 1650                             | 3200-4000-6500                   | 110x110x110                      |                        |                        |                             |
| RBR 90209         | 9W               | 990                              | 3200-4000-6500                   | 110x110                          |                        |                        |                             |
| RBR 902012        | 12W              | 1320                             | 3200-4000-6500                   | 110x110                          |                        |                        |                             |
| RBR 902015        | 15W              | 1650                             | 3200-4000-6500                   | 110x110                          |                        |                        |                             |



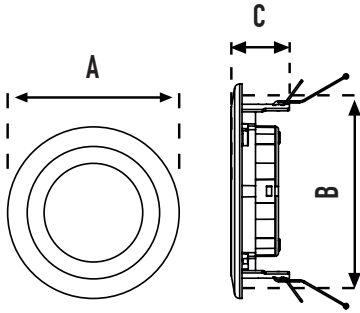
#### ÖZELLİKLER

- Gövde : Üstü saç altı plastik
- Ral kodu : Elektrostatik toz boya
- Led : SMD led
- Optik kapak: Akrilik-Polikarbon opal difüzör
- Sürücü : Sabit akım

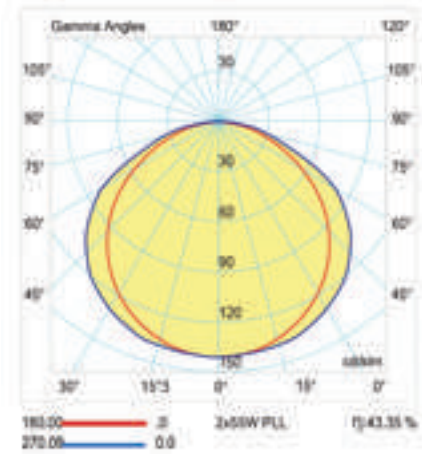
#### Specifications

- Body : Metal top, plastic base
- Ral Code : Electrostatic powder coated
- Led : SMD led
- Diffuser : Acrylic-Polycarbonate opal diffuser
- Driver : Constant current

#### TEKNİK ÇİZİM / Technical Drawing



#### İŞIK DAĞILIM EĞRİSİ / Light Distribution Curve



| Ürün Kodu<br>Code | Güç<br>Power<br>(w) | Işık Akısı<br>Luminous Flux<br>(lm) | Renk Sıcaklığı<br>Colour Tem<br>(k) | Ölçüler<br>Dimensions<br>(mm) A B C | Koli Adedi<br>Pcs Pack |
|-------------------|---------------------|-------------------------------------|-------------------------------------|-------------------------------------|------------------------|
| RBR CLP 2055K     | 2,5" 5+5W 3 renk    | 400                                 | 2700-6500                           | 100x70x30                           | 100                    |
| RBR CLP 2055G     | 2,5" 5+5W 3 renk    | 400                                 | 2700-6500                           | 100x70x30                           | 100                    |
| RBR CLP 2055S     | 2,5" 5+5W 3 renk    | 400                                 | 2700-6500                           | 100x70x30                           | 100                    |
| RBR CLP 2055SG    | 2,5" 5+5W 3 renk    | 400                                 | 2700-6500                           | 100x70x30                           | 100                    |



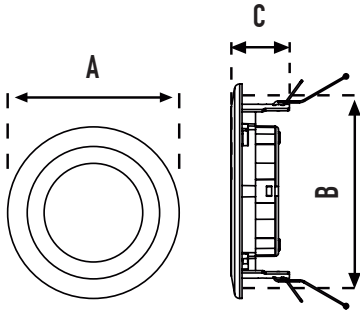
### ÖZELLİKLER

- Gövde : Alüminyum enjeksiyon
- Ral kodu : Elektrostatik toz boya
- Led : SMD led
- Optik kapak: Akirlik-Polikarbon opal difüzör
- Sürücü : Sabit akım

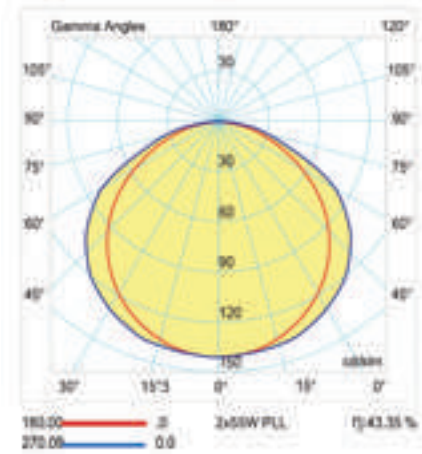
### Specifications

- Body : Alüminum injection
- Ral Code : Electrostatic powder coated
- Led : SMD led
- Diffuser : Acrylic-Polycarbonate opal diffuser
- Driver : Constant current

### TEKNİK ÇİZİM / Technical Drawing



### İŞIK DAĞILIM EĞRİSİ / Light Distribution Curve



| Ürün Kodu<br>Code | Güç<br>Power<br>(w) | Işık Akısı<br>Luminous Flux<br>(lm) | Renk Sıcaklığı<br>Colour Tem<br>(k) | Ölçüler<br>Dimensions<br>(mm) A B C | Koli Adedi<br>Pcs Pack |
|-------------------|---------------------|-------------------------------------|-------------------------------------|-------------------------------------|------------------------|
| RBR CLP 2005K     | 2,5" 5+5W           | 400                                 | 2700-6500                           | 100x65x30                           | 100                    |
| RBR CLP 2005G     | 2,5" 5+5W           | 400                                 | 2700-6500                           | 100x65x30                           | 100                    |
| RBR CLP 2005P     | 2,5" 5+5W           | 400                                 | 2700-6500                           | 100x85x40                           | 100                    |
| RBR CLP 2005T     | 2,5" 5+5W           | 400                                 | 2700-6500                           | 120x85x40                           | 100                    |



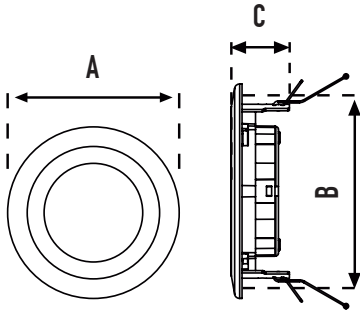
#### ÖZELLİKLER

- Gövde : Alüminyum enjeksiyon
- Ral kodu : Elektrostatik toz boya
- Led : SMD led
- Optik kapak: Akrylic-Polikarbon opal difüzör
- Sürücü : Sabit akım

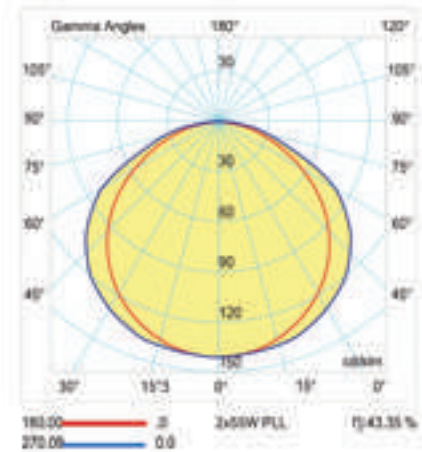
#### Specifications

- Body : Alüminum injection
- Ral Code : Electrostatic powder coated
- Led : SMD led
- Diffuser : Acrylic-Policarbonate opal diffuser
- Driver : Constant current

#### TEKNİK ÇİZİM / Technical Drawing



#### İŞIK DAĞILIM EĞRİSİ / Light Distribution Curve



| Ürün Kodu<br>Code | Güç<br>Power<br>(w) | Işık Akısı<br>Luminous Flux<br>(lm) | Renk Sıcaklığı<br>Colour Tem<br>(k) | Ölçüler<br>Dimensions<br>(mm) A B C | Koli Adedi<br>Pcs Pack |
|-------------------|---------------------|-------------------------------------|-------------------------------------|-------------------------------------|------------------------|
| RBR CLP 4009K     | 3" 7+7W             | 400                                 | 2700-6500                           | 120x85x40                           | 100                    |
| RBR CLP 4009G     | 3" 7+7W             | 400                                 | 2700-6500                           | 120x85x40                           | 100                    |
| RBR CLP 4009P     | 3" 7+7W             | 400                                 | 2700-6500                           | 120x85x40                           | 100                    |
| RBR CLP 4009T     | 3" 7+7W             | 400                                 | 2700-6500                           | 120x85x40                           | 100                    |



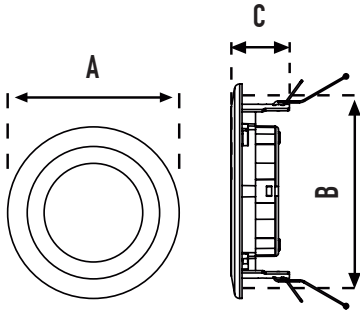
#### ÖZELLİKLER

- Gövde : Alüminyum enjeksiyon
- Ral kodu : Elektrostatik toz boya
- Led : SMD led
- Optik kapak: Akrilik-Polikarbon opal difüzör
- Sürücü : Sabit akım

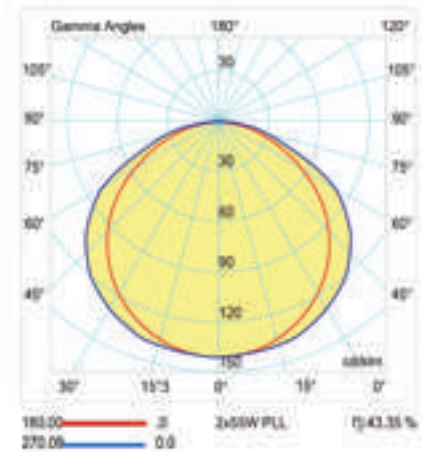
#### Specifications

- Body : Alüminum injection
- Ral Code : Electrostatic powder coated
- Led : SMD led
- Diffuser : Acrylic-Polycarbonate opal diffuser
- Driver : Constant current

#### TEKNİK ÇİZİM / Technical Drawing



#### İŞIK DAĞILIM EĞRİSİ / Light Distribution Curve



| Ürün Kodu<br>Code | Güç<br>Power<br>(w) | Işık Akısı<br>Luminous Flux<br>(lm) | Renk Sıcaklığı<br>Colour Tem<br>(k) | Ölçüler<br>Dimensions<br>(mm) A B C | Koli Adedi<br>Pcs Pack |
|-------------------|---------------------|-------------------------------------|-------------------------------------|-------------------------------------|------------------------|
| RBR CLP 8009G     | 4"9+9W              | 400                                 | 2700-6500                           | 140x95x45                           | 100                    |
| RBR CLP 8009K     | 4"9+9W              | 400                                 | 2700-6500                           | 140x95x45                           | 100                    |
| RBR CLP 8018K     | 6"18W               | 1200                                | 6500                                | 190x140x50                          | 36                     |
| RBR CLP 8018G     | 6"18W               | 1200                                | 6500                                | 190x140x50                          | 36                     |



■ RBR CLP 2005A



■ RBR CLP 2005D



■ RBR CLP 2005D

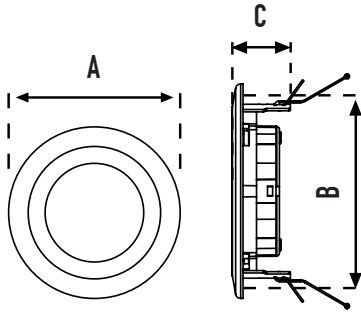
#### ÖZELLİKLER

- Gövde : Alüminyum enjeksiyon
- Ral kodu : Elektrostatik toz boya
- Led : SMD led
- Optik kapak: Akrilik-Polikarbon opal difüzör
- Sürücü : Sabit akım

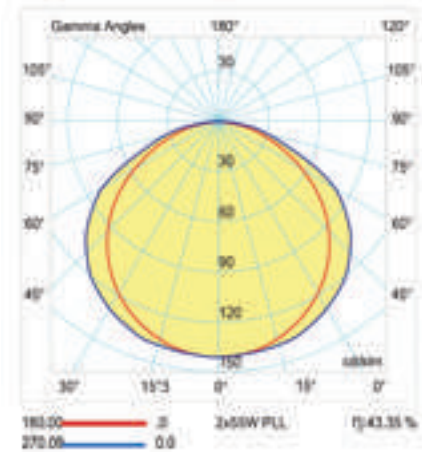
#### Specifications

- Body : Alüminum injection
- Ral Code : Electrostatic powder coated
- Led : SMD led
- Diffuser : Acrylic-Polycarbonate opal diffuser
- Driver : Constant current

#### TEKNİK ÇİZİM / Technical Drawing



#### İŞIK DAĞILIM EĞRİSİ / Light Distribution Curve



| Ürün Kodu<br>Code | Güç<br>Power<br>(w) | Işık Akısı<br>Luminous Flux<br>(lm) | Renk Sıcaklığı<br>Colour Tem<br>(k) | Ölçüler<br>Dimensions<br>(mm) A B C | Koli Adedi<br>Pcs Pack |
|-------------------|---------------------|-------------------------------------|-------------------------------------|-------------------------------------|------------------------|
| RBR CLP 2005A     | 3" 5+5W             | 600                                 | 2700-6500                           | 120x85x40                           | 50                     |
| RBR CLP 2005E     | 2,5" 5+5W           | 400                                 | 2700-6500                           | 120x85x40                           | 100                    |
| RBR CLP 2005D     | 2" 5+5W             | 400                                 | 2700-6500                           | 85x75x40                            | 100                    |



■ RBR CLP 2005V



■ RBR CLP 2005L



■ RBR CLP 2005F

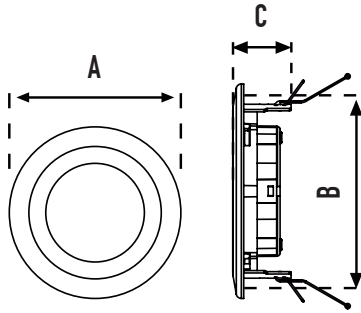
#### ÖZELLİKLER

- Gövde : Alüminyum enjeksiyon
- Ral kodu : Elektrostatik toz boya
- Led : SMD led
- Optik kapak: Akriik-Polikarbon opal difüzör
- Sürücü : Sabit akım

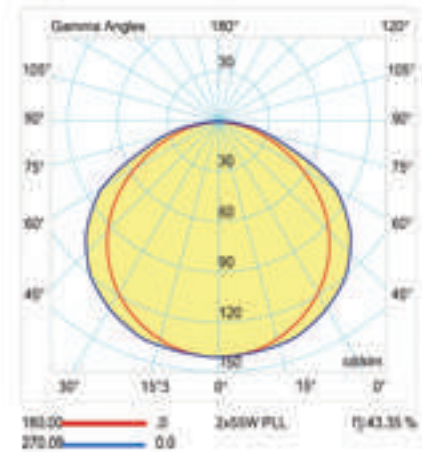
#### Specifications

- Body : Alüminum injection
- Ral Code : Electrostatic powder coated
- Led : SMD led
- Diffuser : Acrylic-Polycarbonate opal diffuser
- Driver : Constant current

#### TEKNİK ÇİZİM / Technical Drawing



#### İŞIK DAĞILIM EĞRİSİ / Light Distribution Curve



| Ürün Kodu<br>Code | Güç<br>Power<br>(w) | Işık Akısı<br>Luminous Flux<br>(lm) | Renk Sıcaklığı<br>Colour Tem<br>(k) | Ölçüler<br>Dimensions<br>(mm) A B C | Koli Adedi<br>Pcs Pack |
|-------------------|---------------------|-------------------------------------|-------------------------------------|-------------------------------------|------------------------|
| RBR CLP 2005V     | 2,5" 5+5W           | 400                                 | 2700-6500                           | 120x85x40                           | 100                    |
| RBR CLP 2005L     | 2,5" 5+5W           | 400                                 | 2700-6500                           | 120x85x40                           | 100                    |
| RBR CLP 2005F     | 2,5" 5+5W           | 400                                 | 2700-6500                           | 85x75x40                            | 100                    |



■ RBR CLP 2005S

■ RBR CLP 20050

■ RBR CLP 2005C

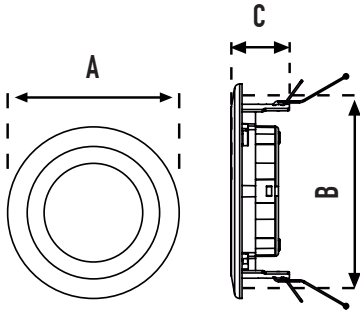
#### ÖZELLİKLER

- Gövde : Alüminyum enjeksiyon
- Ral kodu : Elektrostatik toz boya
- Led : SMD led
- Optik kapak: Akrilik-Polikarbon opal difüzör
- Sürücü : Sabit akım

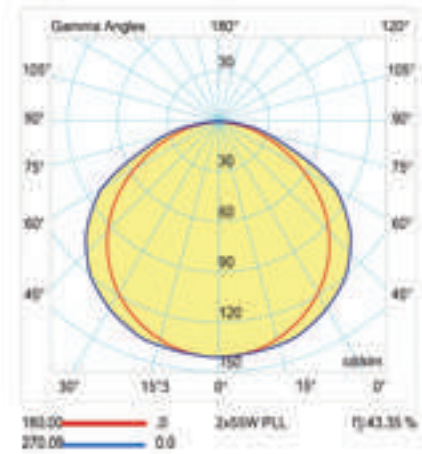
#### Specifications

- Body : Alüminum injection
- Ral Code : Electrostatic powder coated
- Led : SMD led
- Diffuser : Acrylic-Polycarbonate opal diffuser
- Driver : Constant current

#### TEKNİK ÇİZİM / Technical Drawing



#### İŞIK DAĞILIM EĞRİSİ / Light Distribution Curve




| Ürün Kodu<br>Code | Güç<br>Power<br>(w) | Işık Akısı<br>Luminous Flux<br>(lm) | Renk Sıcaklığı<br>Colour Tem<br>(k) | Ölçüler<br>Dimensions<br>(mm) A B C | Koli Adedi<br>Pcs Pack |
|-------------------|---------------------|-------------------------------------|-------------------------------------|-------------------------------------|------------------------|
| RBR CLP 2005S     | 2,5" 5+5W           | 400                                 | 2700-6500                           | 85x75x40                            | 100                    |
| RBR CLP 20050     | 2,5" 5+5W           | 400                                 | 2700-6500                           | 85x75x40                            | 100                    |
| RBR CLP 2005C     | 2,5" 5+5W           | 400                                 | 2700-6500                           | 85x75x40                            | 100                    |



■ RBR CLP 2005Y



■ RBR CLP 2005B



■ RBR CLP 2005R

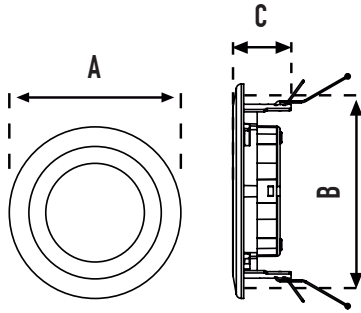
#### ÖZELLİKLER

- Gövde : Alüminyum enjeksiyon
- Ral kodu : Elektrostatik toz boya
- Led : SMD led
- Optik kapak: Akrilik-Polikarbon opal difüzör
- Sürücü : Sabit akım

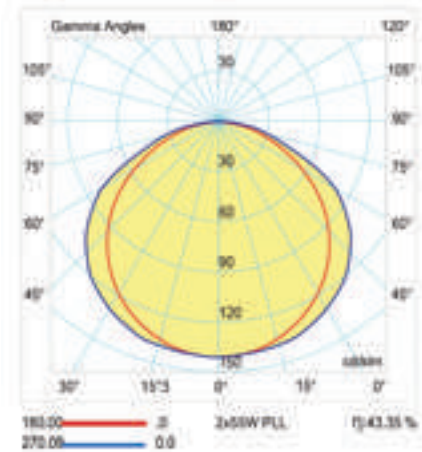
#### Specifications

- Body : Alüminum injection
- Ral Code : Electrostatic powder coated
- Led : SMD led
- Diffuser : Acrylic-Polycarbonate opal diffuser
- Driver : Constant current

#### TEKNİK ÇİZİM / Technical Drawing



#### İŞIK DAĞILIM EĞRİSİ / Light Distribution Curve



| Ürün Kodu<br>Code | Güç<br>Power<br>(w) | Işık Akısı<br>Luminous Flux<br>(lm) | Renk Sıcaklığı<br>Colour Tem<br>(k) | Ölçüler<br>Dimensions<br>(mm) A B C | Koli Adedi<br>Pcs Pack |
|-------------------|---------------------|-------------------------------------|-------------------------------------|-------------------------------------|------------------------|
| RBR CLP 2005Y     | 2,5" 5+5W           | 400                                 | 2700-6500                           | 100x75x40                           | 100                    |
| RBR CLP 2005B     | 2,5" 5+5W           | 400                                 | 2700-6500                           | 100x65x30                           | 100                    |
| RBR CLP 2005R     | 2,5" 5+5W           | 400                                 | 2700-6500                           | 100x65x30                           | 100                    |



■ RBR PLD 0647




■ RBR PLD 0617

#### ÖZELLİKLER

- Gövde : Alüminyum enjeksiyon
- Ral kodu : Elektrostatik toz boya
- Led : SMD led
- Optik kapak : Akrilik-Polikarbon opal difüzör
- Sürücü : Sabit akım

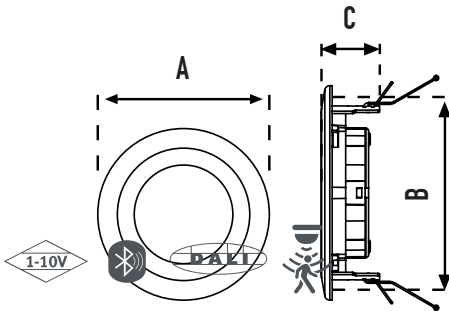
#### Specifications

- Body : Alüminum injection
- Ral Code : Electrostatic powder coated
- Led : SMD led
- Diffuser : Acrylic-Polycarbonate opal diffuser
- Driver : Constant current



■ RBR 5425SR

#### TEKNİK ÇİZİM / Technical Drawing

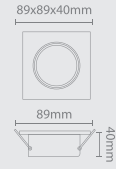


| Ürün Kodu<br>Code | Güç<br>Power<br>(w) | Işık Akısı<br>Luminous Flux<br>(lm) | Renk Sıcaklığı<br>Colour Tem<br>(k) | Ölçüler<br>Dimensions<br>(mm) A B C | Koli Adedi<br>Pcs Pack |
|-------------------|---------------------|-------------------------------------|-------------------------------------|-------------------------------------|------------------------|
| RBR PLD 0647      | 2,5" 7W             | 600                                 | 6500                                | 80x60x40                            | 50                     |
| RBR PLD 0617      | 2,5" 7W             | 900                                 | 6500                                | 80x60x40                            | 50                     |
| RBR 5425SR        | 7W 12V              |                                     |                                     | 80x80x20                            | 100                    |

**RBR 9250BK**



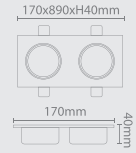
KOLİ ADET  
100



**RBR 8250BK**



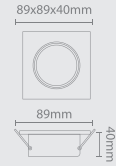
KOLİ ADET  
50



**RBR 9250BR**



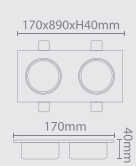
KOLİ ADET  
100



**RBR 8250BR**



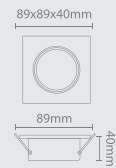
KOLİ ADET  
50



**RBR 9250SR**



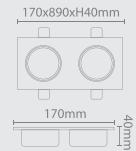
KOLİ ADET  
100



**RBR 8250SR**



KOLİ ADET  
50



**RBR 9250SK**



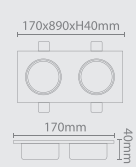
KOLİ ADET  
100



**RBR 8250SK**



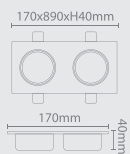
KOLİ ADET  
50



**RBR 8250BG**



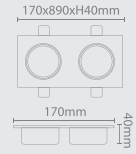
KOLİ ADET  
50



**RBR 8250SG**



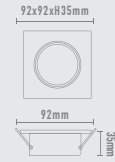
KOLİ ADET  
50



**RBR 5025B**



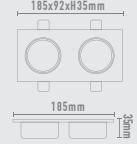
KOLİ ADET  
100



**RBR 5030B**



KOLİ ADET  
50



**RBR 5025S**



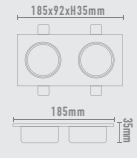
KOLİ ADET  
100



**RBR 5030S**



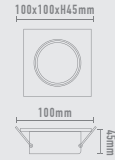
KOLİ ADET  
50



**RBR 6025S**



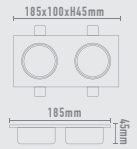
KOLİ ADET  
100



**RBR 6030S**



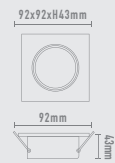
KOLİ ADET  
50



**RBR 7025B**



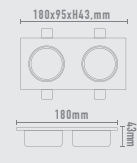
KOLİ ADET  
100



**RBR 7030B**



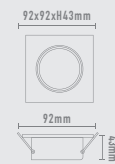
KOLİ ADET  
50



**RBR 7025S**



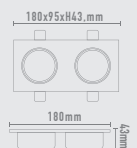
KOLİ ADET  
100



**RBR 7030S**



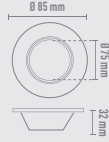
KOLİ ADET  
50



**RBR 1111**



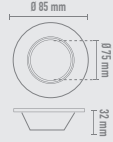
KOLI ADET  
100



**RBR 1112**



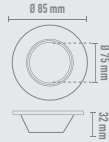
KOLI ADET  
50



**RBR 1113**



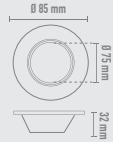
KOLI ADET  
100



**RBR 1114**



KOLI ADET  
50



**RBR 1115**



LUMEN

120 mm


LED

5+5

KOLI ADET

100

**RBR 1116**



LUMEN

120 mm

LED

5+5

KOLI ADET

100

**RBR 1117**



LUMEN

120 mm

LED

5+5

KOLI ADET

100

**RBR 1118**



LUMEN

120 mm

LED

5+5

KOLI ADET

100

**RBR 1119**



LUMEN

120 mm

LED

5+5

KOLI ADET

100

**RBR 1121**



LUMEN

120 mm

LED

5+5

KOLI ADET

100

# SIVA ÜSTÜ DOWNLIGHT ARMATÜRLER

SURFACE LED DOWNLIGHT LUMINAIRES





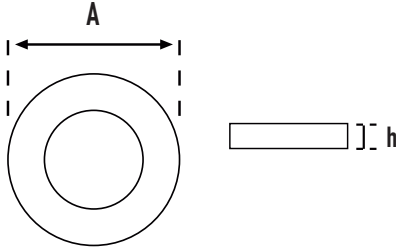
### ÖZELLİKLER

- Gövde : Alüminyum gövde
- Ral kodu : Elektrostatik toz boya
- Led : SMD led 50.000 saat
- Optik kapak: Akrilik-Polikarbon opal difüzör
- Sürücü : Sabit akım-Dali

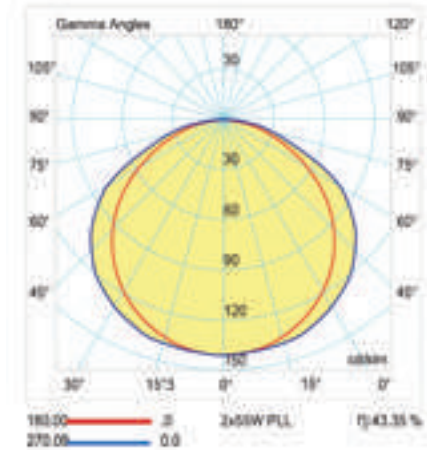
### Specifications

- Body : Alüminum body
- Ral Code : Electrostatic powder coated
- Led : SMD led 50.000 hour
- Diffuser : Acrylic-Polycarbonate opal diffuser
- Driver : Constant current-Dali

### TEKNİK ÇİZİM / Technical Drawing



### İŞIK DAĞILIM EĞRİSİ / Light Distribution Curve



| Ürün Kodu<br>Code | Güç<br>Power<br>(w) | Işık Akısı<br>Luminous Flux<br>(lm) | Renk Sıcaklığı<br>Colour Tem<br>(k) | Ölçüler<br>Dimensions<br>(mm) A h | Koli Adedi<br>Pcs Pack |
|-------------------|---------------------|-------------------------------------|-------------------------------------|-----------------------------------|------------------------|
| 11381TT           | 8W                  | 800                                 | 3000-4000-6500                      | 100x50                            | 0,20                   |
| 118412TT          | 12W                 | 1200                                | 3000-4000-6500                      | 125x50                            | 0,35                   |
| 118518TT          | 18W                 | 1800                                | 3000-4000-6500                      | 190x55                            | 0,40                   |
| 118624TT          | 24W                 | 2400                                | 3000-4000-6500                      | 190x55                            | 0,40                   |

■ RBR 5425BK



GÜÇ

7W

VOLT

12V

KOLİ ADET

100



■ RBR 5425BR



GÜÇ

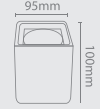
7W

VOLT

12V

KOLİ ADET

100



■ RBR 5425SR



GÜÇ

7W

VOLT

12V

KOLİ ADET

100



■ RBR 5425SS



GÜÇ

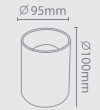
7W

VOLT

12V

KOLİ ADET

100



■ RBR 5525BK



GÜÇ

7W

VOLT

12V

KOLİ ADET

100



■ RBR 5525BR



GÜÇ

7W

VOLT

12V

KOLİ ADET

100



■ RBR 5525SR



GÜÇ

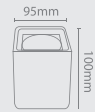
7W

VOLT

12V

KOLİ ADET

100



■ RBR 5525SK



GÜÇ

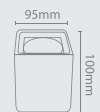
7W

VOLT

12V

KOLİ ADET

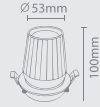
100



### RBR 2020B



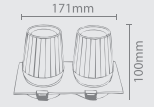
GÜÇ  
7W  
VOLT  
12V  
KOLİ ADET  
100



### RBR 3030B



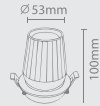
GÜÇ  
14W  
VOLT  
12V  
KOLİ ADET  
100



### RBR 2020S



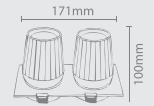
GÜÇ  
7W  
VOLT  
12V  
KOLİ ADET  
100



### RBR 3030S



GÜÇ  
14W  
VOLT  
12V  
KOLİ ADET  
100



### RBR 1001



GÜÇ  
7W  
RENK  
3 RENK  
KOLİ ADET  
3200-4000-6500K  
KOLİ ADET  
50

### RBR 1002



GÜÇ  
10W  
GÖVDE  
ALÜMİNYUM  
KOLİ ADET  
4000-6500K  
KOLİ ADET  
50



| Ürün Kodu<br>Code | Renk<br>Color | Watt<br>Watt | Renk Sıcaklığı<br>Colour Tem (k) | Gövde<br>Body | Koli Adedi<br>Pcs Pack |
|-------------------|---------------|--------------|----------------------------------|---------------|------------------------|
| RBR 1001B         | 3 Renk        | 7W           | 3200-4000-6500                   | Lastik        | 50                     |
| RBR 1002S         | 4000          | 10W          | 3200-4000-6500                   | Alüminyum     | 50                     |

# ETANJ ARMATÜRLER

WATERPROOF FIXTURES





IP65 F TS.EN 60598-2-1

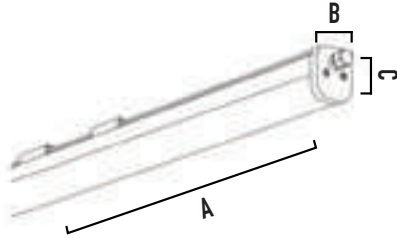
### ÖZELLİKLER

- Gövde : Alüminyum ekstrüzyon
- Ral kodu : Elektrostatik toz boya
- Led : SMD led
- Optik kapak: Akrilik-Polikarbon opal difüzör
- Sürücü : Sabit akım-Dali

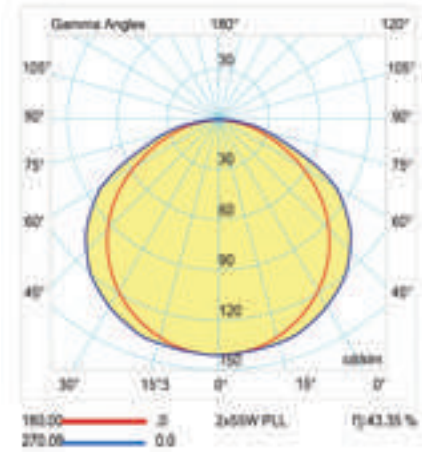
### Specifications

- Body : Alüminum extrusion
- Ral Code : Electrostatic powder coated
- Led : SMD led
- Diffuser : Acrylic-Polycarbonate opal diffuser
- Driver : Constant current-Dali

### TEKNİK ÇİZİM / Technical Drawing



### İŞİK DAĞILIM EĞRİSİ / Light Distribution Curve



| Ürün Kodu<br>Code | Güç<br>Power<br>(w) | Işık Akısı<br>Luminous Flux<br>(lm) | Renk Sıcaklığı<br>Colour Tem<br>(k) | Ölçüler<br>Dimensions<br>(mm) A B C | Ağırlık<br>Weight<br>(kg) | Koli Adedi<br>Pcs Pack |
|-------------------|---------------------|-------------------------------------|-------------------------------------|-------------------------------------|---------------------------|------------------------|
| 1316181TT         | 18W                 | 1800                                | 3000-4000-6500                      | 600x60x70                           | 0,72                      | 20                     |
| 13111361TT        | 36W                 | 3600                                | 3000-4000-6500                      | 1150x60x70                          | 1,32                      | 20                     |
| 13111401TT        | 40W                 | 4000                                | 3000-4000-6500                      | 1150x60x70                          | 1,32                      | 20                     |
| 13115451TT        | 45W                 | 4500                                | 3000-4000-6500                      | 1500x60x70                          | 1,66                      | 20                     |



IP65 F TS.EN 60598-2-1

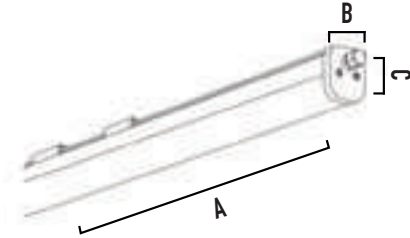
### ÖZELLİKLER

- Gövde : Polikarbon gövdeli
- Led : SMD led
- Optik kapak: Akrilik-Polikarbon opal difüzör
- Sürücü : Sabit akım-Dali

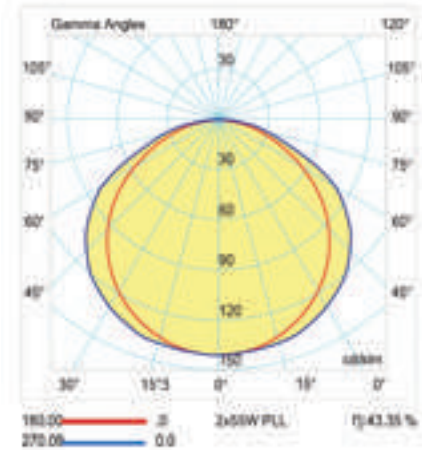
### Specifications

- Body : Polycarbonate body
- Led : SMD led
- Diffuser : Acrylic-Polycarbonate opal diffuser
- Driver : Constant current-Dali

### TEKNİK ÇİZİM / Technical Drawing



### İŞIK DAĞILIM EĞRİSİ / Light Distribution Curve



| Ürün Kodu<br>Code | Güç<br>Power<br>(w) | Işık Akısı<br>Luminous Flux<br>(lm) | Renk Sıcaklığı<br>Colour Tem<br>(k) | Ölçüler<br>Dimensions<br>(mm) A B C | Ağırlık<br>Weight<br>(kg) | Koli Adedi<br>Pcs Pack |
|-------------------|---------------------|-------------------------------------|-------------------------------------|-------------------------------------|---------------------------|------------------------|
| 1316182TT         | 18W                 | 1800                                | 3000-4000-6500                      | 600x65x65                           | 0,55                      | 20                     |
| 13111362TT        | 36W                 | 3600                                | 3000-4000-6500                      | 1150x65x65                          | 0,95                      | 20                     |
| 13111402TT        | 40W                 | 4000                                | 3000-4000-6500                      | 1150x65x65                          | 0,95                      | 20                     |
| 13115452TT        | 45W                 | 4500                                | 3000-4000-6500                      | 1500x65x65                          | 1,25                      | 20                     |



IP65 F TS.EN 60598-2-1

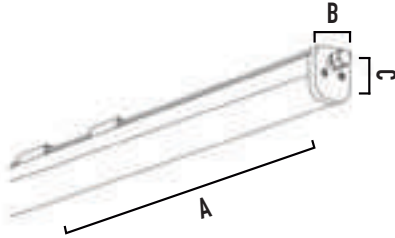
### ÖZELLİKLER

- Gövde : Polikarbon gövdeli
- Led : SMD led
- Optik kapak: Akrilik-Polikarbon opal difüzör
- Sürücü : Sabit akım-Dali

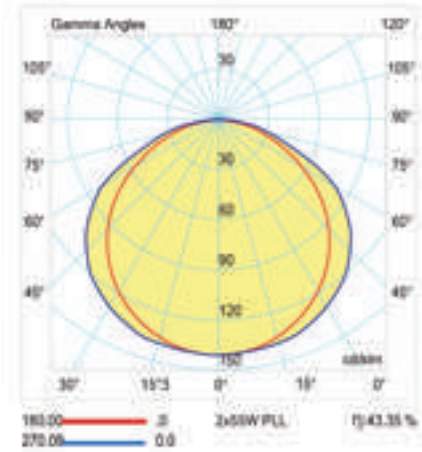
### Specifications

- Body : Polycarbonate body
- Led : SMD led
- Diffuser : Acrylic-Polycarbonate opal diffuser
- Driver : Constant current-Dali

### TEKNİK ÇİZİM / Technical Drawing



### İŞIK DAĞILIM EĞRİSİ / Light Distribution Curve



| Ürün Kodu<br>Code | Güç<br>Power<br>(w) | Işık Akısı<br>Luminous Flux<br>(lm) | Renk Sıcaklığı<br>Colour Tem<br>(k) | Ölçüler<br>Dimensions<br>(mm) A B C | Ağırlık<br>Weight<br>(kg) | Koli Adedi<br>Pcs Pack |
|-------------------|---------------------|-------------------------------------|-------------------------------------|-------------------------------------|---------------------------|------------------------|
| 1316183TT         | 18W                 | 1800                                | 3000-4000-6500                      | 600x50x55                           | 0,50                      | 20                     |
| 13111363TT        | 36W                 | 3600                                | 3000-4000-6500                      | 1150x50x55                          | 1,00                      | 20                     |
| 13111403TT        | 40W                 | 4000                                | 3000-4000-6500                      | 1150x50x55                          | 1,50                      | 20                     |
| 13115453TT        | 45W                 | 4500                                | 3000-4000-6500                      | 1500x50x55                          | 1,50                      | 20                     |



IP65 F TS.EN 60598-2-1

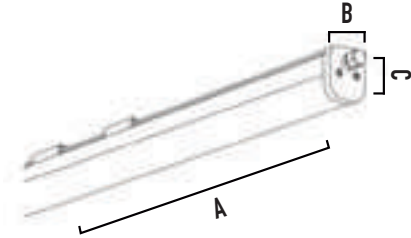
#### ÖZELLİKLER

- Gövde : Polikarbon gövdeli
- Led : SMD led
- Optik kapak: Akrilik-Polikarbon opal difüzör
- Sürücü : Sabit akım-Dali

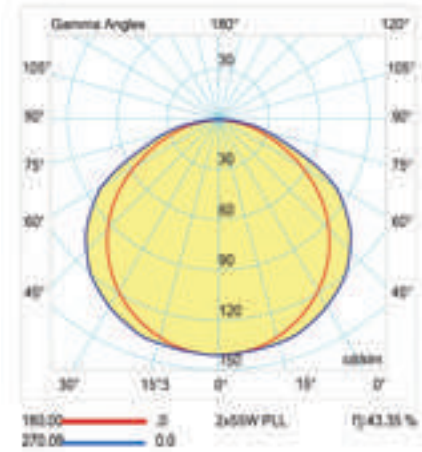
#### Specifications

- Body : Polycarbonate body
- Led : SMD led
- Diffuser : Acrylic-Polycarbonate opal diffuser
- Driver : Constant current-Dali

#### TEKNİK ÇİZİM / Technical Drawing



#### İŞIK DAĞILIM EĞRİSİ / Light Distribution Curve



| Ürün Kodu<br>Code | Güç<br>Power<br>(w) | Işık Akısı<br>Luminous Flux<br>(lm) | Renk Sıcaklığı<br>Colour Tem<br>(k) | Ölçüler<br>Dimensions<br>(mm) A B C | Ağırlık<br>Weight<br>(kg) | Koli Adedi<br>Pcs Pack |
|-------------------|---------------------|-------------------------------------|-------------------------------------|-------------------------------------|---------------------------|------------------------|
| 1316184TT         | 18W                 | 1800                                | 3000-4000-6500                      | 600x55x30                           | 0,12                      | 40                     |
| 13111364TT        | 36W                 | 3600                                | 3000-4000-6500                      | 1200x55x30                          | 0,23                      | 40                     |



IP40 F TS.EN 60598-2-1

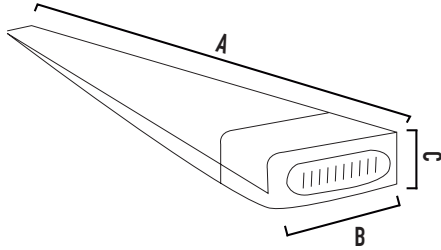
#### ÖZELLİKLER

- Gövde : DKP saç
- Ral kodu : Elektrostatik toz boya
- Led : SMD led
- Optik kapak: Pleksiglas kristal cam
- Sürücü : Sabit akım

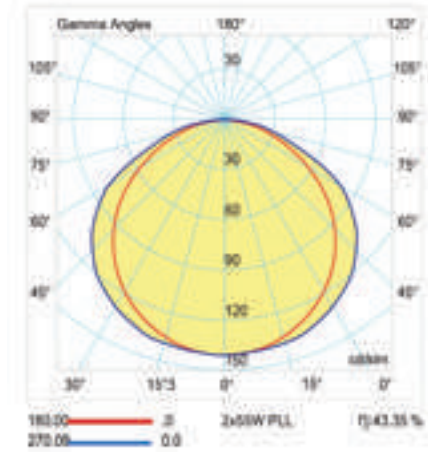
#### Specifications

- Body : DKP sheet
- Ral Code : Electrostatic powder coated
- Led : SMD led
- Diffuser : Plexiglass crystal glass
- Driver : Constant current

#### TEKNİK ÇİZİM / Technical Drawing



#### İŞIK DAĞILIM EĞRİSİ / Light Distribution Curve



| Ürün Kodu<br>Code | Güç<br>Power<br>(w) | Işık Akısı<br>Luminous Flux<br>(lm) | Renk Sıcaklığı<br>Colour Tem<br>(k) | Ölçüler<br>Dimensions<br>(mm) A B C | Ağırlık<br>Weight<br>(kg) | Koli Adedi<br>Pcs Pack |
|-------------------|---------------------|-------------------------------------|-------------------------------------|-------------------------------------|---------------------------|------------------------|
| 1311254TT         | 54w                 | 5000                                | 4000-6500                           | 1210x92x20                          | 0,37                      | 40                     |
| 13112364TT        | 100w                | 9000                                | 4000-6500                           | 1250x92x20                          | 0,49                      | 40                     |



#### ÖZELLİKLER

- Gövde : Alüminyum Ekstiz
- Ral kodu : Elektrostatik toz boya
- Led : SMD led
- Optik kapak: Akrylic-Polikarbon opal cam
- Sürücü : Sabit akım

#### Specifications

- Body : Alüminyum Extrusion
- Ral Code : Electrostatic powder coated
- Led : SMD led
- Diffuser : Acrylic-Polycarbonate opal diffuser
- Driver : Constant current



| Ürün Kodu<br>Code | Güç<br>Power<br>(w) | Işık Akısı<br>Luminous Flux<br>(lm) | Renk Sıcaklığı<br>Colour Tem<br>(k) | Ölçüler<br>Dimensions<br>(mm) A B C | Ağırlık<br>Weight<br>(kg) | Koli Adedi<br>Pcs Pack |
|-------------------|---------------------|-------------------------------------|-------------------------------------|-------------------------------------|---------------------------|------------------------|
| 1614015TT         | 12W A.Ü.            | 1000                                | 4000-6500                           | 405x75x65                           |                           | 40                     |
| 16153115TT        | 15W UPPER           | 1350                                | 4000-6500                           | 400x90x55                           |                           | 40                     |
| 16540115TT        | 15W UPPER P.        | 1350                                | 4000-6500                           | 400x90x55                           |                           | 40                     |
| 16640215TT        | 15W TRIA            | 1350                                | 4000-6500                           | 400x85x40                           |                           | 40                     |

# WALLWASHER

WALLWASHER







IP65 F TS.EN 60598-2-1

### ÖZELLİKLER

- Gövde : Alüminyum ekstrüzyon
- Ral kodu : Elektrostatik toz boya
- Led : Mid power
- Optik kapak: Tempeli Cam
- Sürücü : Sabit akım

### Specifications

- Body : Alüminum extrusion
- Ral Code : Electrostatic powder coated
- Led : SMD led
- Diffuser : Tempered glass
- Driver : Constant current-Dali



| Ürün Kodu<br>Code | Güç<br>Power<br>(w) | Işık Akısı<br>Luminous Flux<br>(lm) | Renk Sıcaklığı<br>Colour Tem<br>(k)               | Ölçüler<br>Dimensions<br>(mm) A B C h | Ağırlık<br>Weight<br>(kg) | Koli Adedi<br>Pcs Pack | Koli Hacim<br>Box Bluk (m³) |
|-------------------|---------------------|-------------------------------------|---|---------------------------------------|---------------------------|------------------------|-----------------------------|
| RBR 0930          | 9W                  | 10800                               | 3000-4000-6500<br>Kırmızı-Yeşil-Mavi<br>Amber-RGB | 300x47x63x123                         | 0,55                      | 1                      | 0,0009                      |
| RBR 1235          | 12W                 | 14400                               | 3000-4000-6500<br>Kırmızı-Yeşil-Mavi<br>Amber-RGB | 350x47x63x123                         | 0,55                      | 1                      | 0,0009                      |
| RBR 1850          | 18W                 | 21600                               | 3000-4000-6500<br>Kırmızı-Yeşil-Mavi<br>Amber-RGB | 500x47x63x123                         | 0,90                      | 1                      | 0,0017                      |
| RBR 2467          | 24W                 | 28800                               | 3000-4000-6500<br>Kırmızı-Yeşil-Mavi<br>Amber-RGB | 670x47x63x123                         | 0,90                      | 1                      | 0,0017                      |
| RBR 36100         | 36W                 | 43200                               | 3000-4000-6500<br>Kırmızı-Yeşil-Mavi<br>Amber-RGB | 1000x47x63x123                        | 1,63                      | 1                      | 0,0032                      |
| RBR 45120         | 45W                 | 54000                               | 3000-4000-6500<br>Kırmızı-Yeşil-Mavi<br>Amber-RGB | 1200x47x63x123                        | 1,90                      | 1                      | 0,0042                      |
| RBR 54150         | 54W                 | 64800                               | 3000-4000-6500<br>Kırmızı-Yeşil-Mavi<br>Amber-RGB | 1500x47x63x123                        | 1,90                      | 1                      | 0,0042                      |

# YÜKSEK TAVAN ARMATÜRLER

HIGH BAY LIGHTING FIXTURES





IP40 F TS.EN 60598-2-1

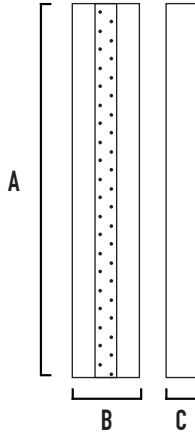
### ÖZELLİKLER

- Gövde : Alüminyum ekstrüzyon
- Ral kodu : Elektrostatik toz boya
- Led : SMD led
- Optik kapak: Tempeli Cam
- Sürücü : Sabit akım

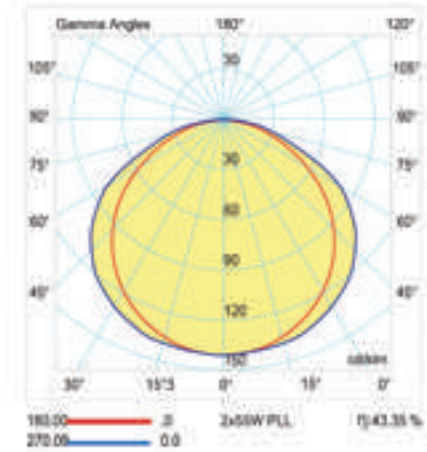
### Specifications

- Body : Alüminum extrusion
- Ral Code : Electrostatic powder coated
- Led : SMD led
- Diffuser : Tempered glass
- Driver : Constant current

### TEKNİK ÇİZİM / Technical Drawing



### İŞIK DAĞILIM EĞRİSİ / Light Distribution Curve



| Ürün Kodu<br>Code | Güç<br>Power<br>(w) | Işık Akısı<br>Luminous Flux<br>(lm) | Renk Sıcaklığı<br>Colour Tem<br>(k) | Ölçüler<br>Dimensions<br>(mm) A B C | Koli Adedi<br>Pcs Pack |
|-------------------|---------------------|-------------------------------------|-------------------------------------|-------------------------------------|------------------------|
| 14808KTT          | 80W                 | 10000                               | 6500                                | 800x80x60                           | -                      |
| 148010KTT         | 100W                | 12500                               | 6500                                | 800x80x60                           | -                      |
| 1410512KTT        | 120W                | 15000                               | 6500                                | 1050x80x60                          | -                      |
| 1410514KTT        | 140W                | 16800                               | 6500                                | 1050x80x60                          | -                      |
| 1412015KTT        | 150W                | 18250                               | 6500                                | 1200x80x60                          | -                      |



IP40 F TS.EN 60598-2-1

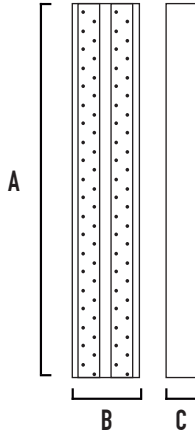
### ÖZELLİKLER

- Gövde : Alüminyum ekstrüzyon
- Ral kodu : Elektrostatik toz boya
- Led : SMD led
- Optik kapak: Tempeli Cam
- Sürücü : Sabit akım

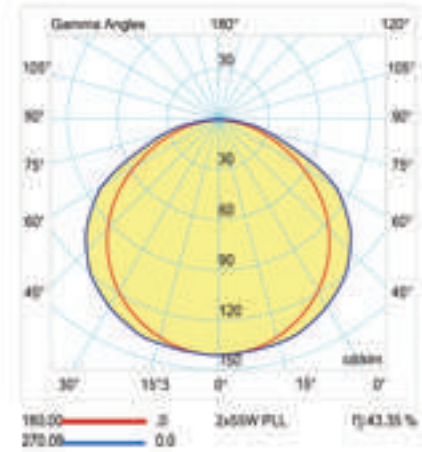
### Specifications

- Body : Alüminum extrusion
- Ral Code : Electrostatic powder coated
- Led : SMD led
- Diffuser : Tempered glass
- Driver : Constant current

### TEKNİK ÇİZİM / Technical Drawing



### İŞIK DAĞILIM EĞRİSİ / Light Distribution Curve



| Ürün Kodu<br>Code | Güç<br>Power<br>(w) | Işık Akısı<br>Luminous Flux<br>(lm) | Renk Sıcaklığı<br>Colour Tem<br>(k) | Ölçüler<br>Dimensions<br>(mm) A B C | Koli Adedi<br>Pcs Pack |
|-------------------|---------------------|-------------------------------------|-------------------------------------|-------------------------------------|------------------------|
| 147910MTT         | 100W                | 12500                               | 6500                                | 790x190x50                          | -                      |
| 1410213MTT        | 130W                | 16000                               | 6500                                | 1025x190x50                         | -                      |
| 1412016MTT        | 165W                | 20500                               | 6500                                | 1205x190x50                         | -                      |
| 1415020MTT        | 200W                | 25000                               | 6500                                | 1505x190x50                         | -                      |



IP40 F TS.EN 60598-2-1

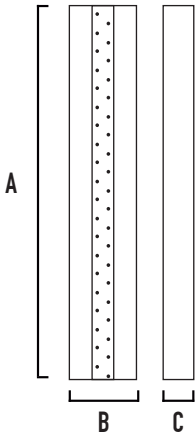
### ÖZELLİKLER

- Gövde : Alüminyum ekstrüzyon
- Ral kodu : Elektrostatik toz boya
- Led : SMD led
- Optik kapak: Tempeli Cam
- Sürücü : Sabit akım

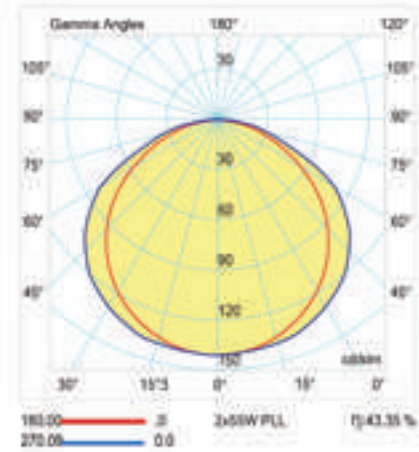
### Specifications

- Body : Alüminum extrusion
- Ral Code : Electrostatic powder coated
- Led : SMD led
- Diffuser : Tempered glass
- Driver : Constant current

### TEKNİK ÇİZİM / Technical Drawing



### İŞIK DAĞILIM EĞRİSİ / Light Distribution Curve



| Ürün Kodu<br>Code | Güç<br>Power<br>(w) | Işık Akısı<br>Luminous Flux<br>(lm) | Renk Sıcaklığı<br>Colour Tem<br>(k) | Ölçüler<br>Dimensions<br>(mm) A B C | Koli Adedi<br>Pcs Pack |
|-------------------|---------------------|-------------------------------------|-------------------------------------|-------------------------------------|------------------------|
| 141008LTT         | 80W                 | 9600                                | 6500                                | 1000x131x65                         | -                      |
| 1412010LTT        | 100W                | 12000                               | 6500                                | 1200x131x65                         | -                      |
| 1412012LTT        | 120W                | 14400                               | 6500                                | 1200x131x65                         | -                      |
| 1412015LTT        | 150W                | 18000                               | 6500                                | 1200x131x66                         | -                      |



IP44 F TS.EN 60598-2-1

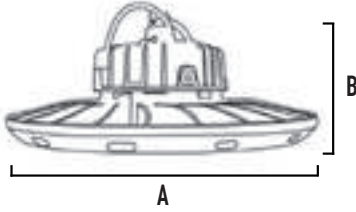
### ÖZELLİKLER

- Gövde : Alüminyum enjeksiyon
- Ral kodu : Elektrostatik toz boya
- Led : MID power led
- Optik kapak: Polikarbon lensli
- Sürücü : Sabit akım

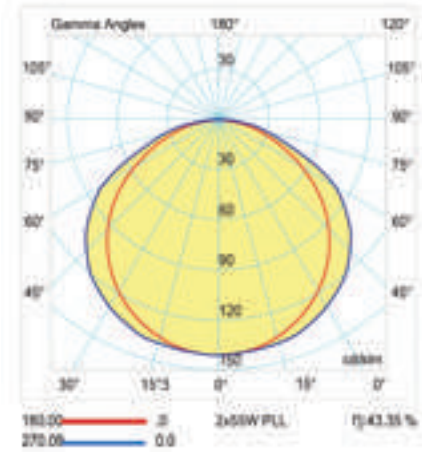
### Specifications

- Body : Alüminum injection
- Ral Code : Electrostatic powder coated
- Led : MID power led
- Diffuser : Polycarbonate lens
- Driver : Constant current


### TEKNİK ÇİZİM / Technical Drawing



### İŞIK DAĞILIM EĞRİSİ / Light Distribution Curve



| Ürün Kodu<br>Code | Güç<br>Power<br>(w) | Işık Akısı<br>Luminous Flux<br>(lm) | Renk Sıcaklığı<br>Colour Tem<br>(k) | Ölçüler<br>Dimensions<br>(mm) A B C | Ağırlık<br>Weight<br>(kg) | Koli Adedi<br>Pcs Pack |
|-------------------|---------------------|-------------------------------------|-------------------------------------|-------------------------------------|---------------------------|------------------------|
| 142910UTT         | 100W                | 12000                               | 6500                                | 290x140                             | 1,05                      | 5                      |
| 143315UTT         | 150W                | 18000                               | 6500                                | 330x140                             | 1,42                      | 5                      |
| 143620UTT         | 200W                | 24000                               | 6500                                | 365x140                             | 1,68                      | 5                      |
| 143930UTT         | 300W                | 36000                               | 6500                                | 395x150                             | 2,10                      | 4                      |
| 144240UTT         | 400W                | 48000                               | 6500                                | 425x140                             | 2,35                      | 4                      |



IP44 F.TS.EN

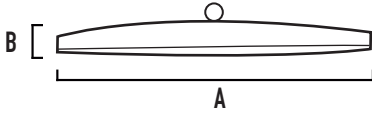
### ÖZELLİKLER

- Gövde : Alüminyum enjeksiyon
- Ral kodu : Elektrostatik toz boya
- Led : MID power led
- Optik kapak: Polikarbon lensli
- Sürücü : Sabit akım

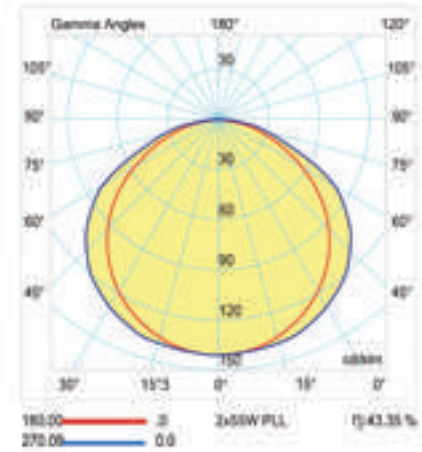
### Specifications

- Body : Alüminum injection
- Ral Code : Electrostatic powder coated
- Led : MID power led
- Diffuser : Polycarbonate lens
- Driver : Constant current

### TEKNİK ÇİZİM / Technical Drawing



### IŞIK DAĞILIM EĞRİSİ / Light Distribution Curve



| Ürün Kodu<br>Code | Güç<br>Power<br>(w) | Işık Akısı<br>Luminous Flux<br>(lm) | Renk Sıcaklığı<br>Colour Tem<br>(k) | Ölçüler<br>Dimensions<br>(mm) A B C | Ağırlık<br>Weight<br>(kg) | Koli Adedi<br>Pcs Pack |
|-------------------|---------------------|-------------------------------------|-------------------------------------|-------------------------------------|---------------------------|------------------------|
| 142610BUTT        | 100W                | 12000                               | 6500                                | 260x34                              | 0,50                      | 10                     |
| 143015BUTT        | 150W                | 16800                               | 6500                                | 302x34                              | 0,63                      | 10                     |
| 143320BUTT        | 200W                | 24000                               | 6500                                | 332x34                              | 0,74                      | 10                     |
| 143630BUTT        | 300W                | 33600                               | 6500                                | 362x34                              | 0,88                      | 10                     |

# KANOPI VE EX-PROOF ARMATÜRLER

CANOPY AND EX-PROOF LIGHT FIXTURES





IP65 F TS.EN 60598-2-1

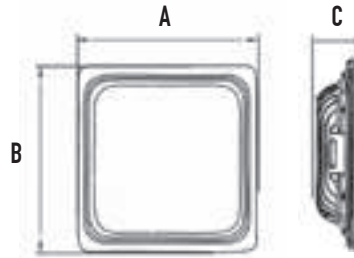
### ÖZELLİKLER

- Gövde : Alüminyum enjeksiyon, DKP sac çerçeve
- Ral kodu : Elektrostatik toz boya
- Led : MID power led
- Optik kapak: Tempeli Cam
- Sürücü : Sabit akım

### Specifications

- Body : Alüminum injection, DKP Sheet
- Ral Code : Electrostatic powder coated
- Led : MID power led
- Diffuser : Tempered glass
- Driver : Constant current

### TEKNİK ÇİZİM / Technical Drawing



| Ürün Kodu<br>Code | Güç<br>Power<br>(w) | Işık Akısı<br>Luminous Flux<br>(lm) | Renk Sıcaklığı<br>Colour Tem<br>(k) | Ölçüler<br>Dimensions<br>(mm) A B C | Ağırlık<br>Weight<br>(kg) | Koli Adedi<br>Pcs Pack | Koli Hacim<br>Box Bluk (m <sup>3</sup> ) |
|-------------------|---------------------|-------------------------------------|-------------------------------------|-------------------------------------|---------------------------|------------------------|--|
| 144175KTT         | 75W                 | 97500                               | 3000-4000-6500                      | 410x410X50                          | 6                         | 1                      | 0,008                                    |
| 1441100KTT        | 100W                | 13000                               | 3000-4000-6500                      | 410x410X50                          | 6                         | 1                      | 0,008                                    |
| 1441120KTT        | 120W                | 15600                               | 3000-4000-6500                      | 410x410X50                          | 6                         | 1                      | 0,008                                    |
| 1441150KTT        | 150W                | 19500                               | 3000-4000-6500                      | 410x410X50                          | 6                         | 1                      | 0,009                                    |



IP65 F TS.EN 60598-2-1

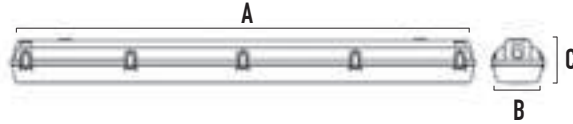
#### ÖZELLİKLER

- Gövde : Polikarbon gövdeli
- Led : SMD led
- Optik kapak: Polikarbon opal difüzör
- Sürücü : Sabit akım


#### Specifications

- Body : Polycarbonate body
- Led : SMD led
- Diffuser : Polycarbonate opal diffuser
- Driver : Constant current

#### TEKNİK ÇİZİM / Technical Drawing



| Ürün Kodu<br>Code | Güç<br>Power<br>(w) | Işık Akısı<br>Luminous Flux<br>(lm) | Renk Sıcaklığı<br>Colour Tem<br>(k) | Ölçüler<br>Dimensions<br>(mm) A B C | Ağırlık<br>Weight<br>(kg) | Koli Adedi<br>Pcs Pack |
|-------------------|---------------------|-------------------------------------|-------------------------------------|-------------------------------------|---------------------------|------------------------|
| 13EPE6020TT       | 20W                 | 20000                               | 6500                                | 600x120x90                          | -                         | -                      |
| 13PE12040TT       | 40W                 | 40000                               | 6500                                | 1250x120x90                         | -                         | -                      |



IP66 F TS.EN 60598-2-1

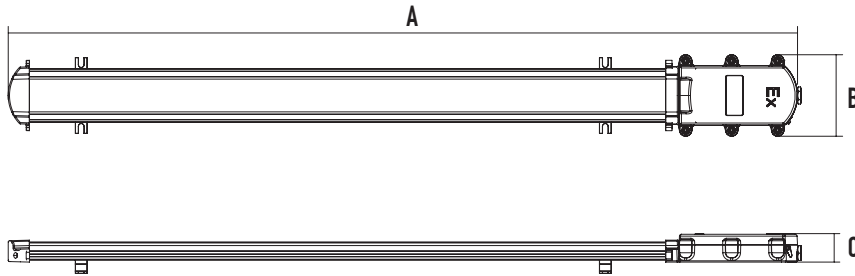
#### ÖZELLİKLER

- Gövde : Alüminyum enjeksiyon
- Led : SMD led
- Optik kapak: Polikarbon opal difüzör
- Sürücü : Sabit akım

#### Specifications

- Body : Alüminum injection
- Led : SMD led
- Diffuser : Policarbonate opal diffuser
- Driver : Constant current

#### TEKNİK ÇİZİM / Technical Drawing



| Ürün Kodu<br>Code | Güç<br>Power<br>(w) | Işık Akısı<br>Luminous Flux<br>(lm) | Renk Sıcaklığı<br>Colour Tem<br>(k) | Ölçüler<br>Dimensions<br>(mm) A B C | Ağırlık<br>Weight<br>(kg) | Koli Adedi<br>Pcs Pack |
|-------------------|---------------------|-------------------------------------|-------------------------------------|-------------------------------------|---------------------------|------------------------|
| 13E6020TT         | 20W                 | 26000                               | 6500                                | 600x120x60                          | -                         | 1                      |
| 13E6040TT         | 40W                 | 52000                               | 6500                                | 600x120x60                          | -                         | 1                      |
| 13E12040TT        | 40W                 | 52000                               | 6500                                | 1205x120x60                         | -                         | 1                      |
| 13E12060TT        | 60W                 | 78000                               | 6500                                | 1205x120x60                         | -                         | 1                      |



IP65 F TS.EN 60598

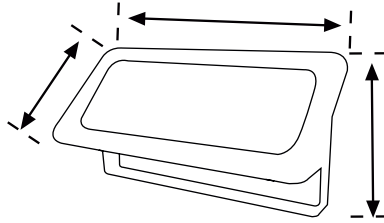
### ÖZELLİKLER

- Gövde : Alüminyum enjeksiyon
- Led : SMD led
- Optik kapak: Tempeli Cam
- Sürücü : Sabit akım

### Specifications

- Body : Alüminum injection
- Led : SMD led
- Diffuser : Tempered glass
- Driver : Constant current-Dali

### TEKNİK ÇİZİM / Technical Drawing



| Ürün Kodu<br>Code | Güç<br>Power<br>(w) | Işık Akısı<br>Luminous Flux<br>(lm) | Renk Sıcaklığı<br>Colour Tem<br>(k) | Ölçüler<br>Dimensions<br>(mm) A B C | Ağırlık<br>Weight<br>(kg) | Koli Adedi<br>Pcs Pack |
|-------------------|---------------------|-------------------------------------|-------------------------------------|-------------------------------------|---------------------------|------------------------|
| 14EP3172TT        | 72W                 | 7920                                | 6500                                | 310x220x180                         | -                         | -                      |
| 14EP31100TT       | 100W                | 11000                               | 6500                                | 310x220x180                         | -                         | -                      |
| 14EP31120TT       | 120W                | 13200                               | 6500                                | 310x220x180                         | -                         | -                      |
| 14EP31150TT       | 150W                | 16500                               | 6500                                | 310x220x180                         | -                         | -                      |

# YOL VE CADDE ARMATÜRLERİ

ROAD AND STREET LIGHTING FIXTURES





IP66 F TS.EN 60598-2-3

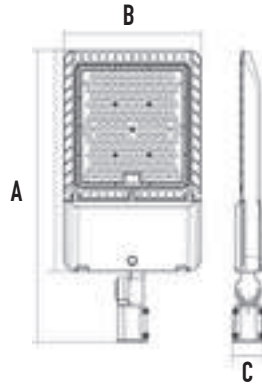
### ÖZELLİKLER

- Gövde : Alüminyum enjeksiyon
- Ral kodu : Elektrostatik toz boya
- Led : MID power led
- Optik kapak: Tempeli Cam
- Sürücü : Sabit akım

### Specifications

- Body : Alüminum injection
- Ral Code : Electrostatic powder coated
- Led : MID power led
- Diffuser : Tempered glass
- Driver : Constant current

### TEKNİK ÇİZİM / Technical Drawing



| Ürün Kodu<br>Code | Güç<br>Power<br>(w) | Işık Akısı<br>Luminous Flux<br>(lm) | Renk Sıcaklığı<br>Colour Tem<br>(k) | Ölçüler<br>Dimensions<br>(mm) A B C | Ağırlık<br>Weight<br>(kg) | Koli Adedi<br>Pcs Pack | Koli Hacim<br>Box Bluk (m <sup>3</sup> ) |
|-------------------|---------------------|-------------------------------------|-------------------------------------|-------------------------------------|---------------------------|------------------------|--|
| 15501TT           | 50W                 | 6500                                | 3000-4000-6500                      | 519x210x80                          | 2,2                       | 1                      | -  |
| 15601TT           | 60W                 | 7800                                | 3000-4000-6500                      | 519x210x80                          | 2,2                       | 1                      | -  |
| 15801TT           | 80W                 | 10400                               | 3000-4000-6500                      | 519x210x80                          | 2,2                       | 1                      | -  |
| 151001TT          | 100W                | 13000                               | 3000-4000-6500                      | 519x210x80                          | 2,2                       | 1                      | -  |
| 151201TT          | 120W                | 15600                               | 3000-4000-6500                      | 565x250x80                          | 2,6                       | 1                      | -  |
| 151501TT          | 150W                | 18200                               | 3000-4000-6500                      | 565x250x80                          | 2,6                       | 1                      | -  |



IP66 F TS.EN 60598-2-3

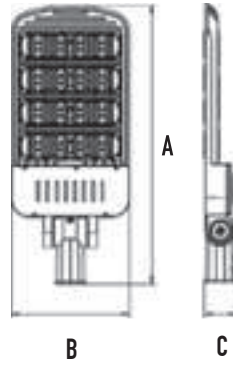
### ÖZELLİKLER

- Gövde : Alüminyum enjeksiyon
- Ral kodu : Elektrostatik toz boya
- Led : MID power led
- Optik kapak: Tempeli Cam
- Sürücü : Sabit akım

### Specifications

- Body : Alüminum injection
- Ral Code : Electrostatic powder coated
- Led : MID power led
- Diffuser : Tempered glass
- Driver : Constant current

### TEKNİK ÇİZİM / Technical Drawing



| Ürün Kodu<br>Code | Güç<br>Power (w) | Işık Akısı<br>Luminous Flux (lm) | Renk Sıcaklığı<br>Colour Tem (k) | Ölçüler<br>Dimensions (mm) A B C | Ağırlık<br>Weight (kg) | Koli Adedi<br>Pcs Pack | Koli Hacim<br>Box Bluk (m <sup>3</sup> ) |
|-------------------|------------------|----------------------------------|----------------------------------|----------------------------------|------------------------|------------------------|--|
| 151002TT          | 100W             | 13000                            | 3000-4000-6500                   | 600x310x100                      | 2,9                    | 1                      | -  |
| 152002TT          | 200W             | 26000                            | 3000-4000-6500                   | 635x310x100                      | 3,28                   | 1                      | -  |
| 153002TT          | 300W             | 39000                            | 3000-4000-6500                   | 840x310x100                      | 4,1                    | 1                      | -  |



IP66 F TS.EN 60598-2-3

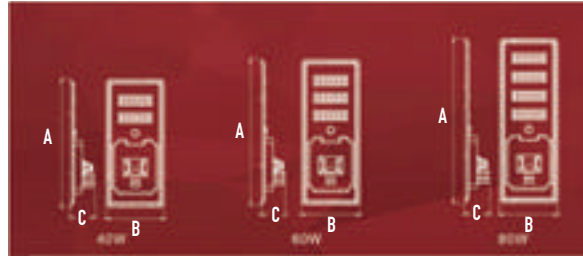
### ÖZELLİKLER

- Gövde : Alüminyum enjeksiyon
- Ral kodu : Elektrostatik toz boya
- Led : MID power led
- Optik kapak: Tempeli Cam
- Sürücü : Sabit akım

### Specifications

- Body : Alüminum injection
- Ral Code : Electrostatic powder coated
- Led : MID power led
- Diffuser : Tempered glass
- Driver : Constant current

### TEKNİK ÇİZİM / Technical Drawing



| Ürün Kodu<br>Code | Güç<br>Power (w) | Işık Akısı<br>Luminous Flux (lm) | Renk Sıcaklığı<br>Colour Tem (k) | Ölçüler<br>Dimensions (mm) A B C | Ağırlık<br>Weight (kg) | Koli Adedi<br>Pcs Pack | Koli Hacim<br>Box Bluk (m <sup>3</sup> ) |
|-------------------|------------------|----------------------------------|----------------------------------|----------------------------------|------------------------|------------------------|--|
| 1540S3TT          | 40W              | 4800                             | 4000-6500                        | 956x436x187                      | -                      | -                      | -  |
| 1560S3TT          | 60W              | 7200                             | 4000-6500                        | 1086x436x187                     | -                      | -                      | -  |
| 1580S3TT          | 80W              | 9600                             | 4000-6500                        | 1226x436x187                     | -                      | -                      | -  |

# PROJEKTÖRLER

FLOODLIGHTS





IP66 F TS.EN 60598-2-3

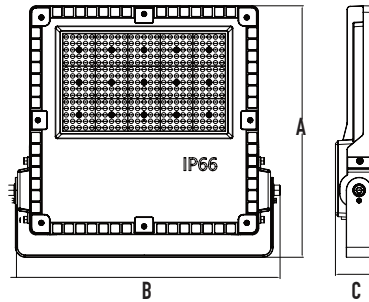
### ÖZELLİKLER

- Gövde : Alüminyum enjeksiyon
- Ral kodu : Elektrostatik toz boya
- Led : MID power led
- Optik kapak: Tempeli Cam
- Sürücü : Sabit akım

### Specifications

- Body : Alüminum injection
- Ral Code : Electrostatic powder coated
- Led : MID power led
- Diffuser : Tempered glass
- Driver : Constant current

### TEKNİK ÇİZİM / Technical Drawing



| Ürün Kodu<br>Code | Güç<br>Power (w) | Işık Akısı<br>Luminous Flux (lm) | Renk Sıcaklığı<br>Colour Tem (k) | Ölçüler<br>Dimensions (mm) A B C | Ağırlık<br>Weight (kg) | Koli Adedi<br>Pcs Pack | Koli Hacim<br>Box Bluk (m <sup>3</sup> ) |
|-------------------|------------------|----------------------------------|----------------------------------|----------------------------------|------------------------|------------------------|--|
| 14504TT           | 50W              | 7000                             | 4000-6500                        | 304x235x55                       | 2                      | 1                      | -  |
| 14604TT           | 60W              | 8800                             | 4000-6500                        | 304x235x55                       | 2                      | 1                      | -  |
| 14804TT           | 80W              | 12000                            | 4000-6500                        | 345x372x60                       | 2                      | 1                      | -  |
| 141004TT          | 100W             | 14000                            | 4000-6500                        | 345x372x60                       | 2                      | 1                      | -  |
| 141504TT          | 150W             | 19500                            | 4000-6500                        | 406x372x60                       | 2,6                    | 1                      | -  |
| 142004TT          | 200W             | 29600                            | 4000-6500                        | 391x423x60                       | 3,3                    | 1                      | -  |



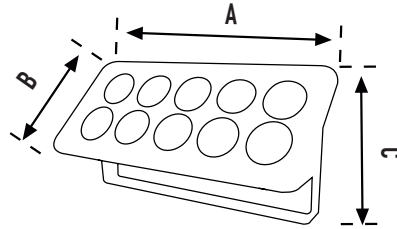
IP65 F TS.EN 60598-2-5

**ÖZELLİKLER**

- Gövde : Alüminyum enjeksiyon
- Ral kodu : Elektrostatik toz boya
- Led : MID power led
- Optik kapak: Tempeli Cam
- Sürücü : Sabit akım

**Specifications**

- Body : Alüminum injection
- Ral Code : Electrostatic powder coated
- Led : MID power led
- Diffuser : Tempered glass
- Driver : Constant current

**TEKNİK ÇİZİM / Technical Drawing**


| Ürün Kodu<br>Code | Güç<br>Power (w) | Işık Akısı<br>Luminous Flux (lm) | Renk Sıcaklığı<br>Colour Tem (k) | Ölçüler<br>Dimensions (mm) A B C | Ağırlık<br>Weight (kg) | Koli Adedi<br>Pcs Pack | Koli Hacim<br>Box Bluk (m <sup>3</sup> ) |
|-------------------|------------------|----------------------------------|----------------------------------|----------------------------------|------------------------|------------------------|--|
| 1415CTT           | 150W             | 15000                            | 4000-6500                        | 295x295x50                       | -                      | 2                      | -  |
| 1420CTT           | 200W             | 20000                            | 4000-6500                        | 295x295x50                       | -                      | 2                      | -  |
| 1425CTT           | 250W             | 25000                            | 4000-6500                        | 295x295x50                       | -                      | 2                      | -  |
| 1430CTT           | 300W             | 30000                            | 4000-6500                        | 295x 295x50                      | -                      | 2                      | -  |
| 1440CTT           | 400W             | 40000                            | 4000-6500                        | 395x295x50                       | -                      | 1                      | -  |
| 1450CTT           | 500W             | 50000                            | 4000-6500                        | 495x295x50                       | -                      | 1                      | -  |
| 1460CTT           | 600W             | 60000                            | 4000-6500                        | 595x295x50                       | -                      | 1                      | -  |
| 14100CTT          | 1000W            | 85000                            | 4000-6500                        | 695x295x50                       | -                      | 1                      | -  |



IP65 F TS.EN 60598-2-5

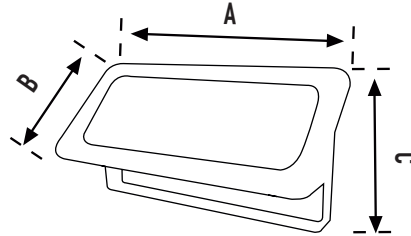
### ÖZELLİKLER

- Gövde : Alüminyum enjeksiyon
- Ral kodu : Elektrostatik toz boya
- Led : MID power led
- Optik kapak: Tempeli Cam
- Sürücü : Sabit akım

### Specifications

- Body : Alüminum injection
- Ral Code : Electrostatic powder coated
- Led : MID power led
- Diffuser : Tempered glass
- Driver : Constant current

### TEKNİK ÇİZİM / Technical Drawing



| Ürün Kodu<br>Code | Güç<br>Power (w) | Işık Akısı<br>Luminous Flux (lm) | Renk Sıcaklığı<br>Colour Tem (k) | Ölçüler<br>Dimensions (mm) A B C | Ağırlık<br>Weight (kg) | Koli Adedi<br>Pcs Pack | Koli Hacim<br>Box Bluk (m <sup>3</sup> ) |
|-------------------|------------------|----------------------------------|----------------------------------|----------------------------------|------------------------|------------------------|--|
| 1430STT           | 300W             | 30000                            | 4000-6500                        | 295x295x50                       | -                      | 1                      | -  |
| 1440STT           | 400W             | 40000                            | 4000-6500                        | 395x295x50                       | -                      | 1                      | -  |
| 1450STT           | 500W             | 50000                            | 4000-6500                        | 495x295x50                       | -                      | 1                      | -  |
| 1460STT           | 600W             | 60000                            | 4000-6500                        | 595x295x50                       | -                      | 1                      | -  |
| 14100STT          | 1000W            | 85000                            | 4000-6500                        | 895x295x50                       | -                      | 1                      | -  |



IP66 F TS.EN 60598-2-5

### ÖZELLİKLER

- Gövde : Alüminyum enjeksiyon
- Ral kodu : Elektrostatik toz boya
- Led : MID power led
- Optik kapak: Tempeli Cam
- Sürücü : Sabit akım

### Specifications

- Body : Alüminum injection
- Ral Code : Electrostatic powder coated
- Led : MID power led
- Diffuser : Tempered glass
- Driver : Constant current



| Ürün Kodu<br>Code | Güç<br>Power<br>(w) | Işık Akısı<br>Luminous Flux<br>(lm) | Renk Sıcaklığı<br>Colour Tem<br>(k) | Ölçüler<br>Dimensions<br>(mm) A B C | Ağırlık<br>Weight<br>(kg) | Koli Adedi<br>Pcs Pack | Koli Hacim<br>Box Bluk (m <sup>3</sup> ) |
|-------------------|---------------------|-------------------------------------|-------------------------------------|-------------------------------------|---------------------------|------------------------|--|
| 146008TT          | 600W                | 96000                               | 6500                                | 525x603x442                         | 1,60                      | 1                      | -  |
| 148008TT          | 800W                | 128000                              | 6500                                | 525x603x442                         | 1,60                      | 1                      | -  |
| 1410008TT         | 1000W               | 160000                              | 6500                                | 525x603x484                         | 2,60                      | 1                      | -  |
| 1415008TT         | 1500W               | 240000                              | 6500                                | 525x603x484                         | 2,60                      | 1                      | -  |



IP66 F TS.EN 60598-2-3

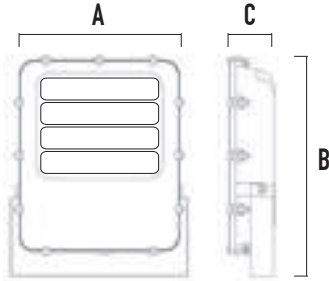
### ÖZELLİKLER

- Gövde : Alüminyum enjeksiyon
- Ral kodu : Elektrostatik toz boya
- Led : MID power led
- Optik kapak: Tempeli Cam
- Sürücü : Sabit akım

### Specifications

- Body : Alüminum injection
- Ral Code : Electrostatic powder coated
- Led : MID power led
- Diffuser : Tempered glass
- Driver : Constant current

### TEKNİK ÇİZİM / Technical Drawing



| Ürün Kodu<br>Code | Güç<br>Power (w) | Işık Akısı<br>Luminous Flux (lm) | Renk Sıcaklığı<br>Colour Tem (k) | Ölçüler<br>Dimensions (mm) A B C | Ağırlık<br>Weight (kg) | Koli Adedi<br>Pcs Pack | Koli Hacim<br>Box Bluk (m³) |
|-------------------|------------------|----------------------------------|----------------------------------|----------------------------------|------------------------|------------------------|-----------------------------|
| 141006TT          | 100W             | 13000                            | 6500                             | 315x160x36                       | 1,25                   | 1                      | -                           |
| 141506TT          | 150W             | 19500                            | 6500                             | 315x247x36                       | 1,65                   | 1                      | -                           |
| 142006TT          | 200W             | 26000                            | 6500                             | 315x333x36                       | 2,05                   | 1                      | -                           |
| 142506TT          | 250W             | 32500                            | 6500                             | 315x417x36                       | 2,55                   | 1                      | -                           |
| 143006TT          | 300W             | 39000                            | 6500                             | 315x503x 36                      | 3,01                   | 1                      | -                           |
| 141007TT          | 100W             | 13000                            | 6500                             | 360x305x52                       | 1,85                   | 1                      | -                           |
| 141507TT          | 150W             | 19500                            | 6500                             | 360x365x50                       | 2,19                   | 1                      | -                           |
| 142007TT          | 200W             | 26000                            | 6500                             | 360x425x56                       | 2,75                   | 1                      | -                           |
| 143007TT          | 300W             | 39000                            | 6500                             | 470x367x57                       | 3,20                   | 1                      | -                           |
| 144507TT          | 450W             | 58500                            | 6500                             | 470x450x58                       | 3,85                   | 1                      | -                           |
| 145007TT          | 500W             | 65000                            | 6500                             | 586x450x60                       | 4,50                   | 1                      | -                           |
| 147507TT          | 750W             | 97500                            | 6500                             | 586x545x66                       | 5,80                   | 1                      | -                           |
| 1410007TT         | 1000W            | 130000                           | 6500                             | 587x643x70                       | 6,98                   | 1                      | -                           |



IP65 F TS.EN 60598-2-5

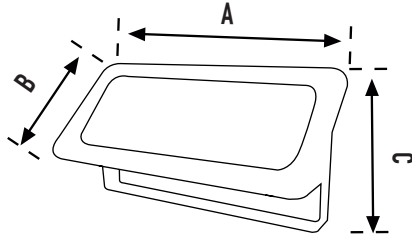
### ÖZELLİKLER

- Gövde : Alüminyum enjeksiyon
- Ral kodu : Elektrostatik toz boya
- Led : MID power led
- Optik kapak: Tempeli Cam
- Sürücü : Sabit akım

### Specifications

- Body : Alüminum injection
- Ral Code : Electrostatic powder coated
- Led : MID power led
- Diffuser : Tempered glass
- Driver : Constant current

### TEKNİK ÇİZİM / Technical Drawing



| Ürün Kodu<br>Code | Güç<br>Power<br>(w) | Işık Akısı<br>Luminous Flux<br>(lm) | Renk Sıcaklığı<br>Colour Tem<br>(k) | Ölçüler<br>Dimensions<br>(mm) A B C | Ağırlık<br>Weight<br>(kg) | Koli Adedi<br>Pcs Pack | Koli Hacim<br>Box Bluk (m <sup>3</sup> ) |
|-------------------|---------------------|-------------------------------------|-------------------------------------|-------------------------------------|---------------------------|------------------------|--|
| 145BTT            | 50W                 | 4500                                | 6500                                | 205x145x30                          | 0,35                      | 30                     | -  |
| 1410BTT           | 100W                | 8500                                | 6500                                | 270x210x30                          | 0,76                      | 10                     | -  |
| 1415BTT           | 150W                | 13500                               | 6500                                | 335x230x35                          | 1,05                      | 8                      | -  |
| 1420BTT           | 200W                | 17500                               | 6500                                | 377x277x35                          | 1,64                      | 6                      | -  |
| 1430BTT           | 300W                | 25000                               | 6500                                | 434x320x35                          | 2,12                      | -                      | -  |
| 1450BTT           | 500W                | 40000                               | 6500                                | -                                   | -                         | -                      | -  |

# GLOPLAR

GLOPE LAMPS





## Ledli Snowball Glop & Ledli Snowball Radar Sensörlü Gloplar

LED Snowball Globe Fixture with Radar Motion Sensor



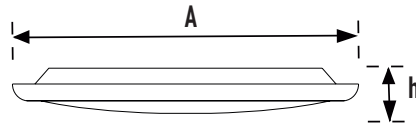
### ÖZELLİKLER

- Gövde : DKP sac çerçeve ve gövde
- Ral kodu : Elektrostatik toz boya
- Led : SMD led
- Optik kapak: Polikarbonat difüzör
- Sürücü : Sabit akım

### Specifications

- Body : DKP sheet metal frame and body
- Ral Code : Electrostatic powder coated
- Led : SMD led
- Diffuser : Polikarbonat difüzör
- Driver : Constant current

### TEKNİK ÇİZİM / Technical Drawing



| Ürün Kodu<br>Code | Güç<br>Power<br>(w) | Işık Akısı<br>Luminous Flux<br>(lm) | Renk Sıcaklığı<br>Colour Tem<br>(k) | Ölçüler<br>Dimensions<br>(mm) A h | Kesintide Çalışma Süresi<br>Runtime During Outage | Koli Adedi<br>Pcs Pack |
|-------------------|---------------------|-------------------------------------|-------------------------------------|-----------------------------------|---|------------------------|
| 1842036DTT        | 18W                 | 1800                                | 6500                                | 290x72                            | -   | 12                     |
| 1842036DATT       | 18W                 | 1800                                | 6500                                | 290x72                            | -   | 12                     |
| 1842036DRTT       | 18W                 | 1800                                | 6500                                | 290x72                            | -   | 12                     |
| 1842036DRTT-AK    | 18W                 | 1800                                | 6500                                | 290x72                            | 3   | 12                     |



**ÖZELLİKLER**

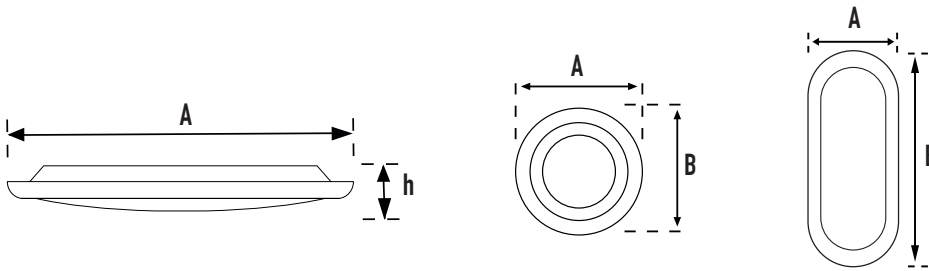
- Gövde : DKP sac
- Led : SMD led
- Optik kapak : Polikarbon difüzör
- Sürücü : Sabit akım

**Specifications**

- Body : DKP sheet
- Led : SMD led
- Diffuser : Polikarbonatte diffuser
- Driver : Constant current



**TEKNİK ÇİZİM / Technical Drawing**



| Ürün Kodu<br>Code | Güç<br>Power<br>(w) | Işık Akısı<br>Luminous Flux<br>(lm) | Renk Sıcaklığı<br>Colour Tem<br>(k) | Ölçüler<br>Dimensions<br>(mm) A B h | Ağırlık<br>Weight<br>(kg) | Koli Adedi<br>Pcs Pack |
|-------------------|---------------------|-------------------------------------|-------------------------------------|-------------------------------------|---------------------------|------------------------|
| RBR 2011          | 18                  | 1800                                | 6500                                | 300x30                              | -                         | 24                     |
| RBR 2050          | 24W Defne           | 1800                                | 6500                                | 220x220                             | -                         | 24                     |
| RBR 2051          | 24W Çınar           | 1800                                | 6500                                | 270x150                             | -                         | 24                     |



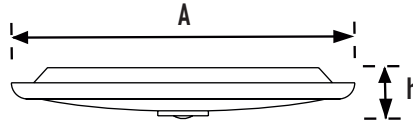
#### ÖZELLİKLER

- Gövde : DKP sac
- Led : SMD led
- Optik kapak : Kristal cam
- Sürücü : Sabit akım

#### Specifications

- Body : DKP sheet
- Led : SMD led
- Diffuser : Crystal glass
- Driver : Constant current

#### TEKNİK ÇİZİM / Technical Drawing



| Ürün Kodu<br>Code | Güç<br>Power<br>(w) | Işık Akısı<br>Luminous Flux<br>(lm) | Renk Sıcaklığı<br>Colour Tem<br>(k) | Ölçüler<br>Dimensions<br>(mm) A h | Kesintide Çalışma Süresi<br>Runtime During Outage | Koli Adedi<br>Pcs Pack |
|-------------------|---------------------|-------------------------------------|-------------------------------------|-----------------------------------|---|------------------------|
| RBR 2010          | 2XE27D.             |                                     | 6500                                | 300x100                           | -   | 24                     |
| RBR 2000          | 18W                 | 1800                                | 6500                                | 300x30                            | -   | 24                     |
| RBR 2001 KİTLİ    | 18W                 | 1800                                | 6500                                | 300x30                            | 5 saat/hour                                       | 24                     |



■ 18515TT



■ 18516TT

#### ÖZELLİKLER

- Gövde : Plastik gövde
- Led : SMD led
- Optik kapak: Plesiglas cam
- Sürücü : Sabit akım

#### Specifications

- Body : Plastic body
- Led : SMD led
- Diffuser : Plexiglass
- Driver : Constant current

#### TEKNİK ÇİZİM / Technical Drawing



| Ürün Kodu<br>Code |                 | Güç<br>Power<br>(w) | Işık Akısı<br>Luminous Flux<br>(lm) | Renk Sıcaklığı<br>Colour Tem<br>(k) | Ölçüler<br>Dimensions<br>(mm) A B C | Kesintide Çalışma Süresi<br>Runtime During Outage |
|-------------------|-----------------|---------------------|-------------------------------------|-------------------------------------|-------------------------------------|---|
| 18515TT           | CUBA DİKEY      | 18W                 | 1500                                | 6500                                | 235x105x88                          | -   |
| 18515RTT          | CUBA RADAR S.   | 18W                 | 1500                                | 6500                                | 235x105x88                          | -   |
| 18515RTT-AK       | CUBA RADAR S.K. | 18W                 | 1500                                | 6500                                | 235x105x88                          | 3 saat/hour                                       |
| 18516TT           | CUBA YATAY      | 18W                 | 6500                                | 6500                                | 105x235x88                          | -   |
| 18516RTT          | CUBA RADAR S.   | 18W                 | 6500                                | 6500                                | 105x235x88                          | -   |
| 18516RTT-AK       | CUBA RADAR S.K. | 18W                 | 6500                                | 6500                                | 105x235x88                          | 3 saat/hour                                       |



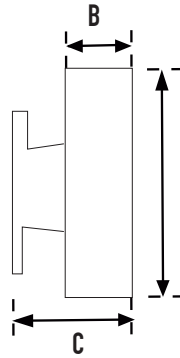
### ÖZELLİKLER

- Gövde : Alüminyum gövde
- Ral kodu : Elektrostatik toz boya
- Led : SMD led
- Reflektör : Alüminyum
- Cam : Temperli cam
- Sürücü : Sabit akım
- Koruma sınıfı : IP65

### Specifications

- Body : Allüminium body
- Ral code : Electrostatic powder coated
- Led : SMD led
- Reflector : Alüminium
- Glass : Tempered glass
- Driver : Constant current
- Protectionclass : IP65

### TEKNİK ÇİZİM / Technical Drawing



| Ürün Kodu<br>Code | Güç<br>Power<br>(w) | Işık Akısı<br>Luminous Flux<br>(lm) | Renk Sıcaklığı<br>Colour Tem<br>(k) | Ölçüler<br>Dimensions<br>(mm) A B C | Ağırlık<br>Weight<br>(kg) | Koli Adedi<br>Pcs Pack |
|-------------------|---------------------|-------------------------------------|-------------------------------------|-------------------------------------|---------------------------|------------------------|
| 185P10TT          | 1X10W               | 1000                                | 4000-6500                           | 120x107x167                         | -                         | -                      |
| 185P20TT          | 1X20W               | 2000                                | 4000-6500                           | 120x107x167                         | -                         | -                      |
| 185P210TT         | 2X10W               | 2000                                | 4000-6500                           | 200x107x167                         | -                         | -                      |
| 185P220TT         | 2X20W               | 4000                                | 4000-6500                           | 200x107x167                         | -                         | -                      |

#### TABLO APLİĞİ WALL SCONCE WITH PAINTING



■ 185T7TT

#### ÇİFT YÖNLÜ DUVAR APLİĞİ DOUBLE-SIDED WALL SCONCE



■ 185ÇY10TT

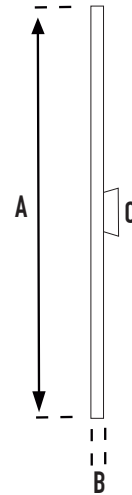
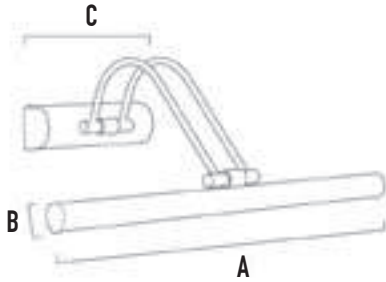
#### ÖZELLİKLER

- Gövde : Alüminyum gövde
- Ral kodu : Elektrostatik toz boya
- Led : SMD led
- Reflektör : Alüminyum
- Cam : Temperli cam
- Sürücü : Sabit akım
- Koruma sınıfı : IP65

#### Specifications

- Body : Allüminium body
- Ral code : Electrostatic powder coated
- Led : SMD led
- Reflector : Alüminium
- Glass : Tempered glass
- Driver : Constant current
- Protectionclass : IP65

#### TEKNİK ÇİZİM / Technical Drawing



| Ürün Kodu<br>Code | Güç<br>Power<br>(w) | Işık Akısı<br>Luminous Flux<br>(lm) | Renk Sıcaklığı<br>Colour Tem<br>(k) | Ölçüler<br>Dimensions<br>(mm) A B C | Ağırlık<br>Weight<br>(kg) | Koli Adedi<br>Pcs Pack |
|-------------------|---------------------|-------------------------------------|-------------------------------------|-------------------------------------|---------------------------|------------------------|
| 185T7TT           | 7W                  | 400                                 | 4000-6500                           | 350x20x120                          | -                         | -                      |
| 185ÇY10TT         | 10W                 | 500                                 | 4000-6500                           | 720x20x30                           | -                         | -                      |


**18901PTT**

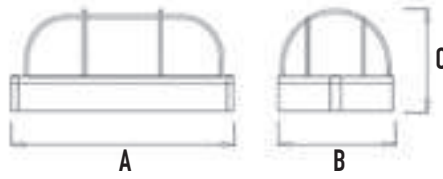
**18901MTT**

| ÖZELLİKLER            |
|-----------------------|
| • Gövde : ABS         |
| • Duy : E27           |
| • Voltaj : 220-240V   |
| • Sıcaklık : 20-45 C° |

| Specifications       |
|----------------------|
| • Body : ABS         |
| • Socket : E27       |
| • Voltage : 220-240V |
| • Heat : 20-45 C°    |

| ÖZELLİKLER                     |
|--------------------------------|
| • Gövde : Alüminyum Enjeksiyon |
| • Duy : E27                    |
| • Voltaj : 220-240V            |
| • Sıcaklık : 20-45 C°          |

| Specifications              |
|-----------------------------|
| • Body : Aluminum Injection |
| • Socket : E27              |
| • Voltage : 220-240V        |
| • Heat : 20-45 C°           |

**TEKNİK ÇİZİM / Technical Drawing**


| Ürün Kodu<br>Code | Gövde<br>Body | Voltaj<br>Volt | Duy<br>Lamp Holder | Sıcaklık<br>Colour Tem | Ölçüler<br>Dimensions<br>(mm) A B C |
|-------------------|---------------|----------------|--------------------|------------------------|-------------------------------------|
| 18901PTT          | Plastik       | 220-240        | E27                | 20-45                  | 200x100x95                          |
| 18901MTT          | Alüminyum     | 220-240        | E27                | 20-45                  | 210x105x95                          |



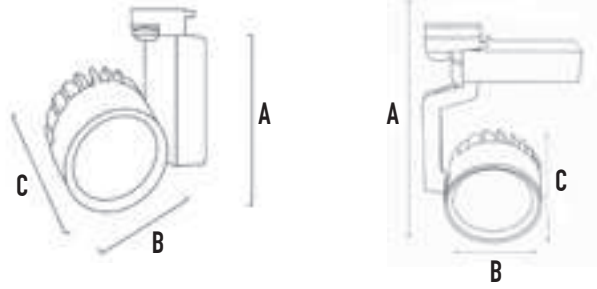
### ÖZELLİKLER

- Gövde : Alüminyum enjeksiyon
- Ral kodu : Elektrostatik toz boya
- Led : Cob
- Reflektör : Alüminyum
- Cam : Temperli cam
- Sürücü : Sabit akım

### Specifications

- Body : Allüminium injection
- Ral code : Electrostatic powder coated
- Led : Cob
- Reflector : Alüminium
- Glass : Tempered glass
- Driver : Constant current

### TEKNİK ÇİZİM / Technical Drawing



| Ürün Kodu<br>Code | Güç<br>Power<br>(w) | Işık Akısı<br>Luminous Flux<br>(lm) | Renk Sıcaklığı<br>Colour Tem<br>(k) | Ölçüler<br>Dimensions<br>(mm) A B C | Ağırlık<br>Weight<br>(kg) | Koli Adedi<br>Pcs Pack |
|-------------------|---------------------|-------------------------------------|-------------------------------------|-------------------------------------|---------------------------|------------------------|
| 182540RTT         | 40W                 | 4000                                | 3000-4000-6500                      | 250x120x105                         | -                         | -                      |
| 181440RTT         | 40W                 | 4000                                | 3000-4000-6500                      | 145x120x130                         | -                         | -                      |



■ 182212MGNTT

#### ÖZELLİKLER

- Gövde : Alüminyum ekstrüzyon
- Ral kodu : Elektrostatik toz boya
- Led : Cob
- Difüzör : Opal difüzör
- Reflektör : Alüminyum
- Sürücü : Sabit akım



■ 183010MGNTT

#### Specifications

- Body : Aluminum extrusion
- Ral code : Electrostatic powder coated
- Led : Cob
- Diffuser : Opal diffuser
- Reflector : Alüminyum
- Driver : Constant current

| Ürün Kodu<br>Code | Güç<br>Power<br>(w) | Işık Akısı<br>Luminous Flux<br>(lm) | Voltaj<br>Voltaj | Renk Sıcaklığı<br>Colour Tem<br>(k) | Ölçüler<br>Dimensions<br>(mm) A B C |
|-------------------|---------------------|-------------------------------------|------------------|-------------------------------------|-------------------------------------|
| 182212MGNTT       | 12w                 | 1100                                | 48V              | 3000-4000-6500                      | 220x22x25                           |
| 183218MGNTT       | 18w                 | 1600                                | 48V              | 3000-4000-6500                      | 325x22x25                           |
| 184324MGNTT       | 24W                 | 2100                                | 48V              | 3000-4000-6500                      | 435x22x25                           |
| 183010MGNTT       | 10w                 | 900                                 | 48V              | 3000-4000-6500                      | 300x22x25                           |
| 186020MGNTT       | 20w                 | 1600                                | 48V              | 3000-4000-6500                      | 600x22x25                           |
| 189030MGNTT       | 30W                 | 2400                                | 48V              | 3000-4000-6500                      | 900x22x25                           |
| 1812040MGNTT      | 40W                 | 3200                                | 48V              | 3000-4000-6501                      | 1200x22x25                          |



■ 18116MGN1TT

#### ÖZELLİKLER

- Gövde : Alüminyum ekstrüzyon
- Ral kodu : Elektrostatik toz boya
- Led : Cob
- Difüzör : Opal difüzör
- Reflektör : Alüminyum
- Sürücü : Sabit akım



■ 18116MGN2TT

#### Specifications

- Body : Aluminum extrusion
- Ral code : Electrostatic powder coated
- Led : Cob
- Diffuser : Opal diffuser
- Reflector : Alüminyum
- Driver : Constant current

| Ürün Kodu<br>Code | Güç<br>Power<br>(w) | Işık Akısı<br>Luminous Flux<br>(lm) | Voltaj<br>Voltaj | Renk Sıcaklığı<br>Colour Tem<br>(k) | Ölçüler<br>Dimensions<br>(mm) A B C |
|-------------------|---------------------|-------------------------------------|------------------|-------------------------------------|-------------------------------------|
| 18116MGN1TT       | 6w                  | 540                                 | 48V              | 3000-4000-6500                      | 112x22x25                           |
| 18116MGN2TT       | 6w                  | 540                                 | 48V              | 3000-4000-6500                      | 112x22x25                           |



■ 181210RMGN1TT

#### ÖZELLİKLER

- Gövde : Alüminyum ekstrüzyon
- Ral kodu : Elektrostatik toz boya
- Led : Cob
- Difüzör : Opal difüzör
- Reflektör : Alüminyum
- Sürücü : Sabit akım



■ 18512SMGN1TT

#### Specifications

- Body : Aluminum extrusion
- Ral code : Electrostatic powder coated
- Led : Cob
- Diffuser : Opal diffuser
- Reflector : Alüminyum
- Driver : Constant current

| Ürün Kodu<br>Code | Güç<br>Power<br>(w) | Işık Akısı<br>Luminous Flux<br>(lm) | Voltaj<br>Voltaj | Renk Sıcaklığı<br>Colour Tem<br>(k) | Ölçüler<br>Dimensions<br>(mm) A B C |
|-------------------|---------------------|-------------------------------------|------------------|-------------------------------------|-------------------------------------|
| 181210RMGN1TT     | 10w                 | 900                                 | 48V              | 3000-4000-6500                      | 123x132x50                          |
| 181520RMGN1TT     | 20w                 | 1600                                | 48V              | 3000-4000-6500                      | 150x133x60                          |
| 18512SMGN1TT      | 12W                 | 100                                 | 48V              | 3000-4000-6500                      | 50x300                              |



■ 182020LMGN1TT

#### ÖZELLİKLER

- Gövde : Alüminyum ekstrüzyon
- Ral kodu : Elektrostatik toz boya
- Led : Cob
- Difüzör : Opal difüzör
- Reflektör : Alüminyum
- Sürücü : Sabit akım



#### Specifications

- Body : Aluminum extrusion
- Ral code : Electrostatic powder coated
- Led : Cob
- Diffuser : Opal diffuser
- Reflector : Alüminyum
- Driver : Constant current

| Ürün Kodu<br>Code | Güç<br>Power<br>(w) | Işık Akısı<br>Luminous Flux<br>(lm) | Voltaj<br>Voltaj | Renk Sıcaklığı<br>Colour Tem<br>(k) | Ölçüler<br>Dimensions<br>(mm) A B C |
|-------------------|---------------------|-------------------------------------|------------------|-------------------------------------|-------------------------------------|
| 182020LMGN1TT     | 20W                 | 1600                                | 48V              | 3000-4000-6500                      | 200x200x22                          |

### Çift Yönlü Acil Yönlendirme Armatürleri / Double-Sided Emergency Wayfinding Luminaires

#### ALÜMİNYUM GÖVDE Aluminum body

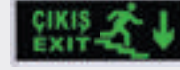
- Yeşil ledli şarjlı
- Çift yönlü
- Zincir ile montaj
- Rechargeable with Green LED Indicator
- Chain-mounted
- Mounted with Hanging Bracket



RBR1700



RBR1702



RBR1703



RBR1704

**Elektrik kesintisi durumunda 3 saat çalışır**  
The emergency light operates for **3 hours** in case of power failure.

**Güç**  
Power  
(w)  
**3W**

**Ölçüler**  
Dimensions  
(mm) A B C

**Koli Adedi**  
Pcs Pack

### Çift Yönlü Askı Aparatlı Gövde Acil Yönlendirme Armatürleri / Double-Sided Suspended-Body Emergency Wayfinding Luminaires



- Yeşil ledli şarjlı
- Çift yönlü
- Askılı aparatlı ile montaj
- Rechargeable with Green LED Indicator
- Double-Sided
- Mounted with Hanging Bracket



RBR1701A-T1



RBR1702A-T2



RBR1703A-T3



RBR1704A-T4



RBR1705A-T5

#### ALÜMİNYUM GÖVDE Aluminum body

**Elektrik kesintisi durumunda 3 saat çalışır**  
The emergency light operates for **3 hours** in case of power failure.

**Güç**  
Power  
(w)  
**3W**

**Ölçüler**  
Dimensions  
(mm) A B C

**Koli Adedi**  
Pcs Pack

### Çift Yönlü Askı Aparatlı Gövde Acil Yönlendirme Armatürleri / Double-Sided Suspended-Body Emergency Wayfinding Luminaires



- Yeşil ledli şarjlı
- Çift yönlü
- Sıva altı ile montaj
- Rechargeable with Green LED Indicator
- Double-Sided
- Flush-mounted installation



RBR1701P-T1



RBR1702P-T2



RBR1703P-T3



RBR1704P-T4



RBR1705P-T5

#### PVC GÖVDE / PVC body

**Elektrik kesintisi durumunda 3 saat çalışır**  
The emergency light operates for **3 hours** in case of power failure.

**Güç**  
Power  
(w)  
**3W**

**Ölçüler**  
Dimensions  
(mm) A B C

**Koli Adedi**  
Pcs Pack

### Çift Yönlü Sıva Altı Gövdeli Acil Yönlendirme Armatürleri / Double-Sided Recessed-Body Emergency Wayfinding Luminaires

#### PVC GÖVDE / PVC body



- Yeşil ledli şarjlı
- Çift yönlü
- Sıva altı ile montaj
- Rechargeable with Green LED Indicator
- Double-Sided
- Flush-mounted installation



RBR1701S-T1



RBR1702S-T2



RBR1703S-T3



RBR1704S-T4



RBR1705S-T5

**Elektrik kesintisi durumunda 3 saat çalışır**  
The emergency light operates for **3 hours** in case of power failure.

**Güç**  
Power  
(w)  
**3W**

**Ölçüler**  
Dimensions  
(mm) A B C

**Koli Adedi**  
Pcs Pack

### Çift Yönlü Zincirli Acil Yönlendirme Armatürleri / Double-Sided Chain-Hanging Emergency Wayfinding Luminaires

#### PVC GÖVDE / PVC body



- Çift yönlü, Zincir ile montaj
- Double-sided design with chain-mounted installation



RBR1701Z-Z1



RBR1702Z-Z2



RBR1703Z-Z3



RBR1704Z-Z4



RBR1705Z-Z5

**Elektrik kesintisi durumunda 3 saat çalışır**  
The emergency light operates for **3 hours** in case of power failure.

**Güç**  
Power  
(w)  
**3W**

**Ölçüler**  
Dimensions  
(mm) A B C

**Koli Adedi**  
Pcs Pack



■ 2314AR RİNA



■ 2318AS SOMON

### ÖZELLİKLER

- Gövde : 0,5 mm DKP sac
- Ral kodu : Elektrostatik toz boya
- Led : MID power led
- Acil yanma süresi : 3 saat
- Hareket : 180°

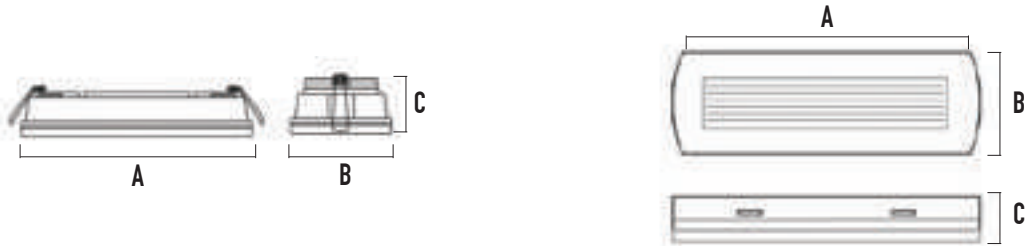
### Specifications

- Body : 0,5 mm DKP sheet
- Ral code : Electrostatic powder coated
- Led : MID power led
- Emergency burning time : 3 hours
- Movement : 180°



■ 231ASR SARGOZ

### TEKNİK ÇİZİM / Technical Drawing



| Ürün Kodu<br>Code | Model<br>Model | Güç<br>Power<br>(w) | Işık Akısı<br>Luminous Flux<br>(lm) | Renk Sıcaklığı<br>Colour Tem<br>(k) | Ölçüler<br>Dimensions<br>(mm) A B C | Kesintide Çalışma Süresi<br>Runtime During Outage | Koli Adedi<br>Pcs Pack |
|-------------------|----------------|---------------------|-------------------------------------|-------------------------------------|-------------------------------------|---|------------------------|
| 2314AR            | Rina           | 1-4W                | 100-400                             | 6500                                | 100x25                              | 3   | 1                      |
| 2318AS            | Somon          | 1-8W                | 100-1000                            | 6500                                | 340x108x80                          | 3   | 1                      |
| 231ASR            | Sargoz         | 1W                  | 100                                 | 6500                                | 300x100x42                          | 3   | 1                      |



■ 2329AP

#### ÖZELLİKLER

- Gövde : Plastik gövde
- Ral kodu : Elektrostatik toz boya
- Led : MID power led
- Acil yanma süresi : 3 saat
- Hareket : 180°

#### Specifications

- Body : Plastic body
- Ral code : Electrostatic powder coated
- Led : MID power led
- Emergency burning time : 3 hours
- Movement : 180°



■ 23215AP

#### ÖZELLİKLER

- Gövde : 0,5 mm DKP sac
- Ral kodu : Elektrostatik toz boya
- Led : MID power led
- Acil yanma süresi : 3 saat
- Hareket : 180°

#### Specifications

- Body : 0,5 mm DKP sheet
- Ral code : Electrostatic powder coated
- Led : MID power led
- Emergency burning time : 3 hours
- Movement : 180°



| Ürün Kodu<br>Code | Voltaj<br>Voltage | Güç<br>Power<br>(w) | Renk Sıcaklığı<br>Colour Tem<br>(k) | Ölçüler<br>Dimensions<br>(mm) A B C | Kesintide Çalışma Süresi<br>Runtime During Outage | Koli Adedi<br>Pcs Pack |
|-------------------|-------------------|---------------------|-------------------------------------|-------------------------------------|---|------------------------|
| 2329AP            | 220V              | 2X9W                | 6500                                | -                                   | 3   | 1                      |
| 23215AP           | 220V              | 2X15W               | 6500                                | -                                   | 3   | 1                      |

■ **SG 2014**  
360° Sensör Ünitesi  
360° Sensor Unit



|           |      |
|-----------|------|
| GÜÇ       | 100W |
| ENERJİ    | 220V |
| KOLİ ADET | 100  |

■ **SG 2017**  
Sıva Üstü Sensör  
Surface-Mounted  
Sensor



|           |      |
|-----------|------|
| GÜÇ       | 100W |
| ENERJİ    | 220V |
| KOLİ ADET | 20   |

■ **SG 2016**  
Sıva Altı Sensör  
Recessed Sensor



|           |      |
|-----------|------|
| GÜÇ       | 100W |
| ENERJİ    | 220V |
| KOLİ ADET | 100  |

■ **LP 012**  
Mini Sensör  
Mini Sensor



|             |      |
|-------------|------|
| ENERJİ      | 220V |
| PAKET ADETI | 10   |

■ **RDR 012**  
Radar Sensör  
Radar Sensor



■ **RDR 013**  
Ayarlanabilir Radar Sensör  
Adjustable Radar Sensor



■ **DY 012**  
E27 Duy  
E27 Lamp Holder



|           |     |
|-----------|-----|
| DUY       | E27 |
| KOLİ ADET | 400 |

■ **DY 011**  
E27 Lamalı Duy  
E27 Lamp Holder



|           |     |
|-----------|-----|
| DUY       | E27 |
| KOLİ ADET | 400 |

■ **DY 009**  
E40 Porselen Duy  
E40 Porcelain  
Lamp Holder



|           |     |
|-----------|-----|
| DUY       | E40 |
| KOLİ ADET | 100 |

■ **DY GU10**  
Porselen Duy  
Porcelain Lamp Holder



■ **HDL 41**  
Kit Ünitesi  
Kit Unit




■ **HDL 40**  
1 Saat Panel Kiti  
1-Hour Panel Kit



|           |      |
|-----------|------|
| GÜÇ       | 36W  |
| ENERJİ    | 220V |
| KOLİ ADET | 100  |

### RBR 003


Sıva Üstü Demonte Çerçeveser  
Surface-Mounted Disassembled Frames



| Kasa / Housing | Ölçü / Dimension | Koli Adedi / Pcs Pack |
|----------------|------------------|-----------------------|
| Beyaz / White  | 300 x 300 mm     | 10                    |

### RBR 004

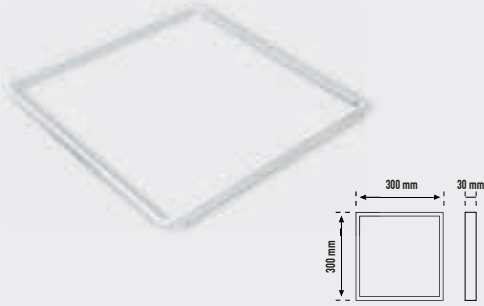
Sıva Üstü Demonte Çerçeveser  
Surface-Mounted Disassembled Frames



| Kasa / Housing | Ölçü / Dimension | Koli Adedi / Pcs Pack |
|----------------|------------------|-----------------------|
| Beyaz / White  | 600 x 600 mm     | 10                    |

### RBR 001

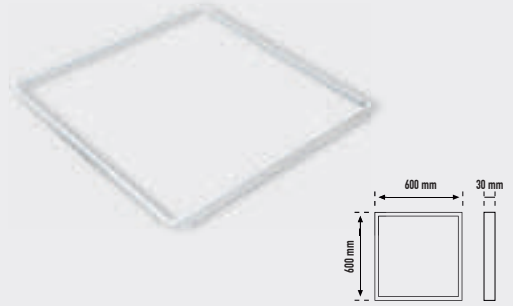
Clip-in Çerçeveser  
Clip-in Frames



| Kasa / Housing | Ölçü / Dimension | Koli Adedi / Pcs Pack |
|----------------|------------------|-----------------------|
| Beyaz / White  | 300 x 300 mm     | 10                    |

### RBR 002


Clip-in Çerçeveser  
Clip-in Frames



| Kasa / Housing | Ölçü / Dimension | Koli Adedi / Pcs Pack |
|----------------|------------------|-----------------------|
| Beyaz / White  | 600 x 600 mm     | 10                    |

### RBR 007


Alçıpan Çerçeveser  
Drywall frames



| Kasa / Housing | Ölçü / Dimension | Koli Adedi / Pcs Pack |
|----------------|------------------|-----------------------|
| Beyaz / White  | 300 x 300 mm     | 10                    |

### RBR 008

Alçıpan Çerçeveser  
Drywall frames



| Kasa / Housing | Ölçü / Dimension | Koli Adedi / Pcs Pack |
|----------------|------------------|-----------------------|
| Beyaz / White  | 600 x 600 mm     | 10                    |

## ÖZELLİKLER

- Gövde : 0,5 mm DKP sac
- Ral kodu : Elektrostatik toz boya

## Specifications

- Body : 0,5 mm DKP sheet
- Ral code : Electrostatic powder coated

# PARK & BAHÇE AYDINLATMASI

PARK & GARDEN LIGHTING





### ÖZELLİKLER

- Gövde : Alüminyum ekstrüzyon
- Ral kodu : Elektrostatik toz boya
- Led : SMS led
- Sürücü : Sabit akım
- Koruma sınıfı : IP65

### Specifications

- Body : Alluminium extrusion
- Ral code : Electrostatic powder coated
- Led : SMS led
- Driver : Constant current
- Protection class : IP65



| Ürün Kodu<br>Code | Güç<br>Power<br>(w) | Işık Akısı<br>Luminous Flux<br>(lm) | Renk Sıcaklığı<br>Colour Tem<br>(k) | Ölçüler<br>Dimensions<br>(mm) A B C | Ağırlık<br>Weight<br>(kg) | Koli Adedi<br>Pcs Pack |
|-------------------|---------------------|-------------------------------------|-------------------------------------|-------------------------------------|---------------------------|------------------------|
| 33181A            | 18W                 | 1800                                | 4000-6500                           | -                                   | -                         | -                      |
| 33182A            | 18W                 | 1800                                | 4000-6500                           | -                                   | -                         | -                      |
| 33183A            | 18W                 | 1800                                | 4000-6500                           | -                                   | -                         | -                      |



■ 33184A

### ÖZELLİKLER

- Gövde : Alüminyum ekstrüzyon
- Ral kodu : Elektrostatik toz boya
- Duy : E27 Duy
- Sürücü : Sabit akım
- Koruma sınıfı : IP65

### Specifications

- Body : Alluminium extrusion
- Ral code : Electrostatic powder coated
- Socet : E27 Socket
- Driver : Constant current
- Protection class : IP65



■ 33185A

### ÖZELLİKLER


- Gövde : Alüminyum ekstrüzyon
- Ral kodu : Elektrostatik toz boya
- Led : SMS led
- Sürücü : Sabit akım
- Koruma sınıfı : IP65

### Specifications

- Body : Alluminium extrusion
- Ral code : Electrostatic powder coated
- Led : SMS led
- Driver : Constant current
- Protection class : IP65



| Ürün Kodu<br>Code | Güç<br>Power<br>(w) | Işık Akısı<br>Luminous Flux<br>(lm) | Renk Sıcaklığı<br>Colour Tem<br>(k) | Ölçüler<br>Dimensions<br>(mm) A B C | Ağırlık<br>Weight<br>(kg) | Koli Adedi<br>Pcs Pack |
|-------------------|---------------------|-------------------------------------|-------------------------------------|-------------------------------------|---------------------------|------------------------|
| 33184A            | E27 15W             | -                                   | 4000-6500                           | -                                   | -                         | -                      |
| 33185A            | 18W                 | 1800                                | 4000-6500                           | -                                   | -                         | -                      |



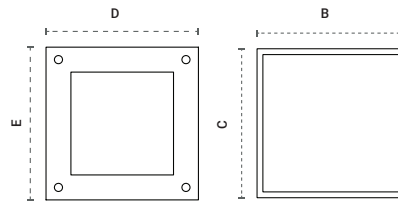
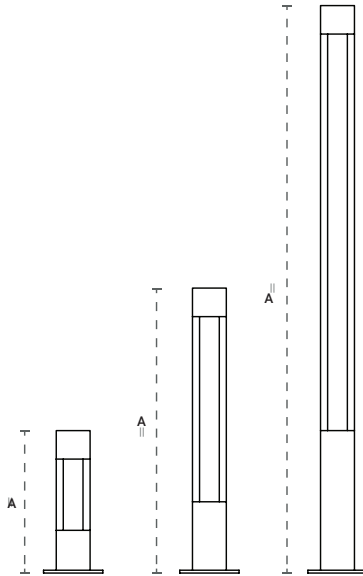
### ÖZELLİKLER

- Gövde : Alüminyum ekstrüzyon
- Ral kodu : Elektrostatik toz boya
- Led : MID power led
- Sürücü : Sabit akım
- Koruma sınıfı : IP65

### Specifications

- Body : Allüminium extrusion
- Ral code : Electrostatic powder coated
- Led : MID power led
- Driver : Constant current
- Protection class : IP65

### TEKNİK ÇİZİM / Technical Drawing



| Ürün Kodu<br>Code | Güç<br>Power (w) | Işık Akısı<br>Luminous Flux (lm) | Renk Sıcaklığı<br>Colour Tem (k) | Ölçüler<br>Dimensions (mm) A B C | Ölçüler Taban<br>Base Dimensions (mm) D E | Ağırlık<br>Weight (kg) | Koli Adedi<br>Pcs Pack |
|-------------------|------------------|----------------------------------|----------------------------------|----------------------------------|---|------------------------|------------------------|
| 33501212121TT     | 12W              | 1200                             | 3000-4000-6500                   | 500X120X120                      | 210x210                                   | 4                      | 1                      |
| 331001212121TT    | 12W              | 1200                             | 3000-4000-6500                   | 1000X120X120                     | 210x210                                   | 6                      | 1                      |
| 333001212121TT    | 12W              | 1200                             | 3000-4000-6500                   | 3000X120X120                     | 210x210                                   | 17                     | 1                      |



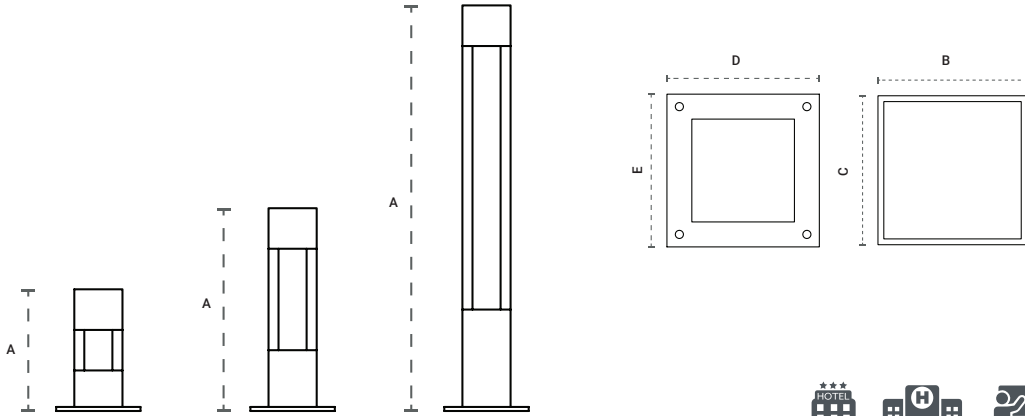
### ÖZELLİKLER

- Gövde : Alüminyum ekstrüzyon
- Ral kodu : Elektrostatik toz boya
- Led : MID power led
- Sürücü : Sabit akım
- Koruma sınıfı : IP65

### Specifications

- Body : Allüminium extrusion
- Ral code : Electrostatic powder coated
- Led : MID power led
- Driver : Constant current
- Protection class : IP65

### TEKNİK ÇİZİM / Technical Drawing



| Ürün Kodu<br>Code | Güç<br>Power (w) | Işık Akısı<br>Luminous Flux (lm) | Renk Sıcaklığı<br>Colour Tem (k) | Ölçüler<br>Dimensions (mm) A B C | Ölçüler Taban<br>Base Dimensions (mm) D E | Ağırlık<br>Weight (kg) | Koli Adedi<br>Pcs Pack |
|-------------------|------------------|----------------------------------|----------------------------------|----------------------------------|---|------------------------|------------------------|
| 33301212122TT     | 12W              | 1200                             | 3000-4000-6500                   | 300x120x120                      | 210x210                                   | 3                      | 1                      |
| 33501212122TT     | 12W              | 1200                             | 3000-4000-6500                   | 500x120x120                      | 210x210                                   | 4                      | 1                      |
| 331001212122TT    | 12W              | 1200                             | 3000-4000-6500                   | 1000x120x120                     | 210x210                                   | 6                      | 1                      |



### ÖZELLİKLER

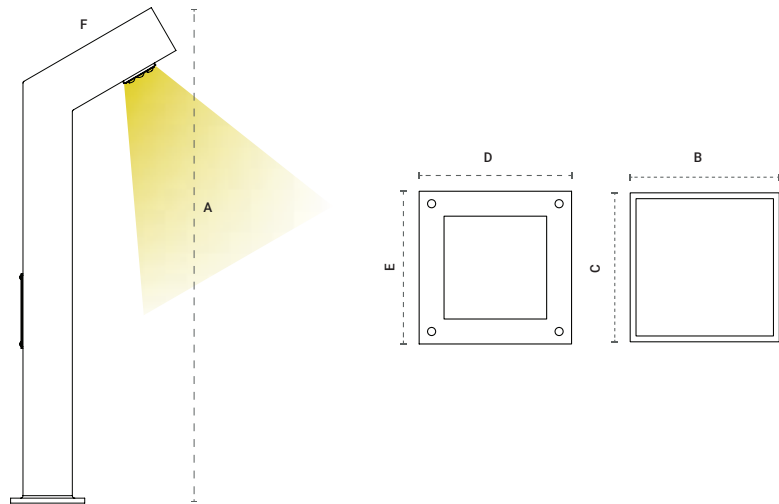
- Gövde : Alüminyum ekstrüzyon
- Ral kodu : Elektrostatik toz boya
- Led : MID power led
- Sürücü : Sabit akım
- Koruma sınıfı : IP65

### Specifications

- Body : Allüminium extrusion
- Ral code : Electrostatic powder coated
- Led : MID power led
- Driver : Constant current
- Protection class : IP65



### TEKNİK ÇİZİM / Technical Drawing



| Ürün Kodu<br>Code | Güç<br>Power<br>(w) | Işık Akısı<br>Luminous Flux<br>(lm) | Renk Sıcaklığı<br>Colour Tem<br>(k) | Ölçüler<br>Dimensions<br>(mm) A B C F | Ölçüler Taban<br>Base Dimensions<br>(mm) D E | Ağırlık<br>Weight<br>(kg) | Koli Adedi<br>Pcs Pack |
|-------------------|---------------------|-------------------------------------|-------------------------------------|---------------------------------------|--|---------------------------|------------------------|
| 333010103020TT    | 20W                 | 2200                                | 6500                                | 300x100x100x300                       | 150x150                                      | 7                         | 1                      |



### ÖZELLİKLER

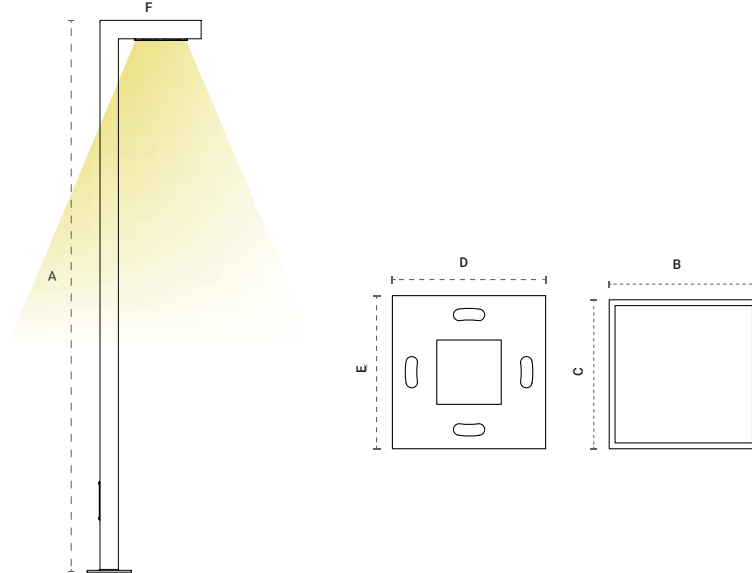
- Gövde : Alüminyum ekstrüzyon
- Ral kodu : Elektrostatik toz boya
- Led : MID power led
- Sürücü : Sabit akım
- Koruma sınıfı : IP65

### Specifications

- Body : Alluminium extrusion
- Ral code : Electrostatic powder coated
- Led : MID power led
- Driver : Constant current
- Protection class : IP65



### TEKNİK ÇİZİM / Technical Drawing



| Ürün Kodu<br>Code | Güç<br>Power<br>(w) | Işık Akısı<br>Luminous Flux<br>(lm) | Renk Sıcaklığı<br>Colour Tem<br>(k) | Ölçüler<br>Dimensions<br>(mm) A B C F | Ölçüler Taban<br>Base Dimensions<br>(mm) D E | Ağırlık<br>Weight<br>(kg) | Koli Adedi<br>Pcs Pack |
|-------------------|---------------------|-------------------------------------|-------------------------------------|---------------------------------------|--|---------------------------|------------------------|
| 333010105040TT    | 40W                 | 4400                                | 6500                                | 3000x100x100x500                      | 240x240                                      | 13                        | 1                      |
| 334010105040TT    | 40W                 | 4400                                | 6500                                | 4000x100x100x500                      | 240x240                                      | 16                        | 1                      |
| 335010105040TT    | 40W                 | 4400                                | 6500                                | 5000x100x100x500                      | 240x240                                      | 19                        | 1                      |
| 336010105040TT    | 40W                 | 4400                                | 6500                                | 6000x100x100x500                      | 240x240                                      | 22                        | 1                      |



### ÖZELLİKLER

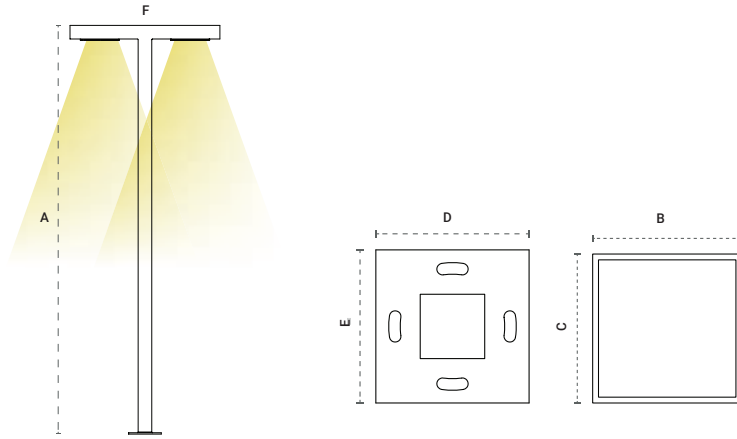
- Gövde : Alüminyum ekstrüzyon
- Ral kodu : Elektrostatik toz boya
- Led : MID power led
- Sürücü : Sabit akım
- Koruma sınıfı : IP65

### Specifications

- Body : Allüminium extrusion
- Ral code : Electrostatic powder coated
- Led : MID power led
- Driver : Constant current
- Protection class : IP65



### TEKNİK ÇİZİM / Technical Drawing



| Ürün Kodu<br>Code | Güç<br>Power<br>(w) | Işık Akısı<br>Luminous Flux<br>(lm) | Renk Sıcaklığı<br>Colour Tem<br>(k) | Ölçüler<br>Dimensions<br>(mm) A B C F | Ölçüler Taban<br>Base Dimensions<br>(mm) D E | Ağırlık<br>Weight<br>(kg) | Koli Adedi<br>Pcs Pack |
|-------------------|---------------------|-------------------------------------|-------------------------------------|---------------------------------------|--|---------------------------|------------------------|
| 333010101002401TT | 2x40W               | 8800                                | 6500                                | 3000x100x100x1000                     | 240x240                                      | 15                        | 1                      |
| 334010101002401TT | 2x40W               | 8800                                | 6500                                | 4000x100x100x1000                     | 240x240                                      | 18                        | 1                      |
| 335010101002401TT | 2x40W               | 8800                                | 6500                                | 5000x100x100x1000                     | 240x240                                      | 21                        | 1                      |
| 336010101002401TT | 2x40W               | 8800                                | 6500                                | 6000x100x100x1000                     | 240x240                                      | 24                        | 1                      |



### ÖZELLİKLER

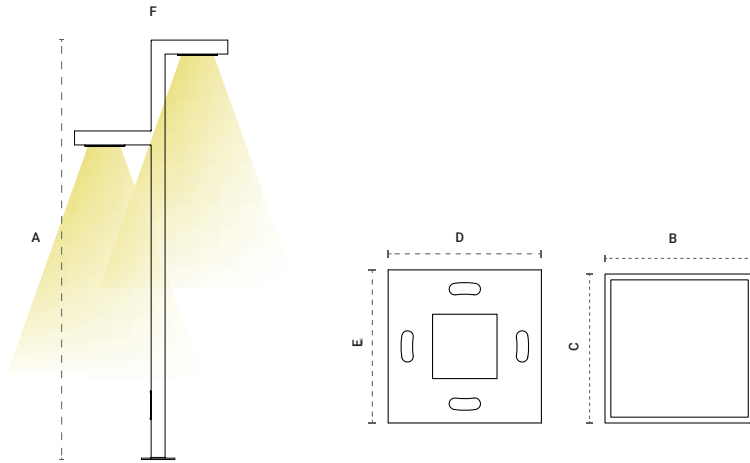
- Gövde : Alüminyum ekstrüzyon
- Ral kodu : Elektrostatik toz boya
- Led : MID power led
- Sürücü : Sabit akım
- Koruma sınıfı : IP65

### Specifications

- Body : Alluminium extrusion
- Ral code : Electrostatic powder coated
- Led : MID power led
- Driver : Constant current
- Protection class : IP65



### TEKNİK ÇİZİM / Technical Drawing



| Ürün Kodu<br>Code | Güç<br>Power<br>(w) | Işık Akısı<br>Luminous Flux<br>(lm) | Renk Sıcaklığı<br>Colour Tem<br>(k) | Ölçüler<br>Dimensions<br>(mm) A B C F | Ölçüler Taban<br>Base Dimensions<br>(mm) D E | Ağırlık<br>Weight<br>(kg) | Koli Adedi<br>Pcs Pack |
|-------------------|---------------------|-------------------------------------|-------------------------------------|---------------------------------------|--|---------------------------|------------------------|
| 333010101002402TT | 2x40W               | 8800                                | 6500                                | 3000x100x100x1000                     | 240x240                                      | 15                        | 1                      |
| 334010101002402TT | 2x40W               | 8800                                | 6500                                | 4000x100x100x1000                     | 240x240                                      | 18                        | 1                      |
| 335010101002402TT | 2x40W               | 8800                                | 6500                                | 5000x100x100x1000                     | 240x240                                      | 21                        | 1                      |
| 336010101002402TT | 2x40W               | 8800                                | 6500                                | 6000x100x100x1000                     | 240x240                                      | 24                        | 1                      |



### ÖZELLİKLER

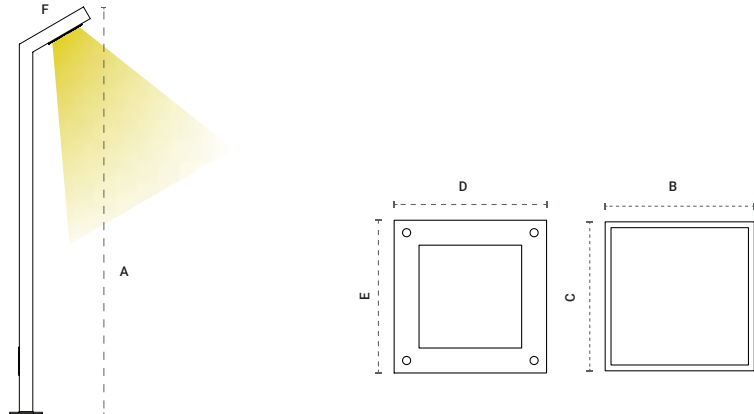
- Gövde : Alüminyum ekstrüzyon
- Ral kodu : Elektrostatik toz boya
- Led : MID power led
- Sürücü : Sabit akım
- Koruma sınıfı : IP65

### Specifications

- Body : Alluminium extrusion
- Ral code : Electrostatic powder coated
- Led : MID power led
- Driver : Constant current
- Protection class : IP65



### TEKNİK ÇİZİM / Technical Drawing



| Ürün Kodu<br>Code | Güç<br>Power<br>(w) | Işık Akısı<br>Luminous Flux<br>(lm) | Renk Sıcaklığı<br>Colour Tem<br>(k) | Ölçüler<br>Dimensions<br>(mm) A B C F | Ölçüler Taban<br>Base Dimensions<br>(mm) D E | Ağırlık<br>Weight<br>(kg) | Koli Adedi<br>Pcs Pack |
|-------------------|---------------------|-------------------------------------|-------------------------------------|---------------------------------------|--|---------------------------|------------------------|
| 3330101050403TT   | 40W                 | 4400                                | 6500                                | 3000x100x100x550                      | 240x240                                      | 13                        | 1                      |
| 3340101050403TT   | 40W                 | 4400                                | 6500                                | 4000x100x100x550                      | 240x240                                      | 16                        | 1                      |
| 3350101050403TT   | 40W                 | 4400                                | 6500                                | 5000x100x100x550                      | 240x240                                      | 19                        | 1                      |
| 3360101050403TT   | 40W                 | 4400                                | 6500                                | 6000x100x100x550                      | 240x240                                      | 22                        | 1                      |



### ÖZELLİKLER

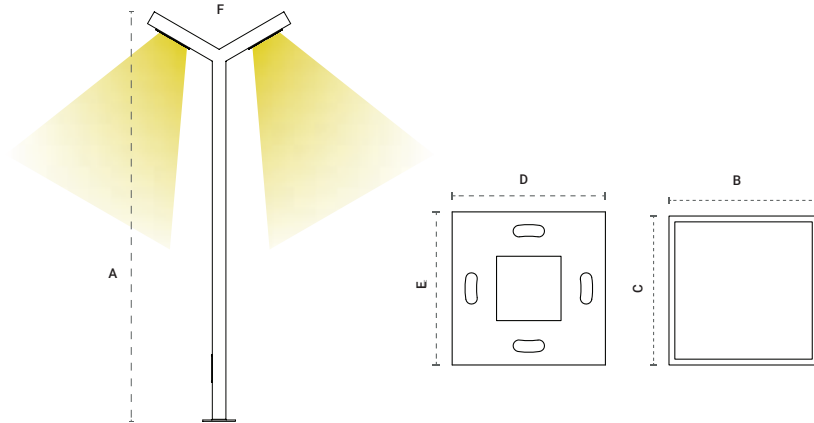
- Gövde : Alüminyum ekstrüzyon
- Ral kodu : Elektrostatik toz boya
- Led : MID power led
- Sürücü : Sabit akım
- Koruma sınıfı : IP65

### Specifications

- Body : Alluminium extrusion
- Ral code : Electrostatic powder coated
- Led : MID power led
- Driver : Constant current
- Protection class : IP65



### TEKNİK ÇİZİM / Technical Drawing



| Ürün Kodu<br>Code | Güç<br>Power<br>(w) | Işık Akısı<br>Luminous Flux<br>(lm) | Renk Sıcaklığı<br>Colour Tem<br>(k) | Ölçüler<br>Dimensions<br>(mm) A B C F | Ölçüler Taban<br>Base Dimensions<br>(mm) D E | Ağırlık<br>Weight<br>(kg) | Koli Adedi<br>Pcs Pack |
|-------------------|---------------------|-------------------------------------|-------------------------------------|---------------------------------------|--|---------------------------|------------------------|
| 333010101002404TT | 2X40W               | 8800                                | 6500                                | 3000x100x100x1000                     | 240x240                                      | 15                        | 1                      |
| 334010101002404TT | 2X40W               | 8800                                | 6500                                | 4000x100x100x1000                     | 240x240                                      | 18                        | 1                      |
| 335010101002404TT | 2X40W               | 8800                                | 6500                                | 5000x100x100x1000                     | 240x240                                      | 21                        | 1                      |
| 336010101002404TT | 2X40W               | 8800                                | 6500                                | 6000x100x100x1000                     | 240x240                                      | 24                        | 1                      |



### ÖZELLİKLER

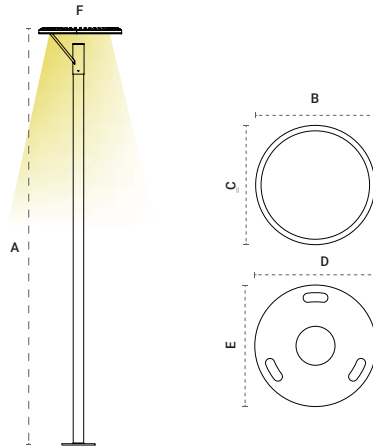
- Gövde : Alüminyum ekstrüzyon
- Ral kodu : Elektrostatik toz boya
- Led : MID power led
- Sürücü : Sabit akım
- Koruma sınıfı : IP65

### Specifications

- Body : Alluminium extrusion
- Ral code : Electrostatic powder coated
- Led : MID power led
- Driver : Constant current
- Protection class : IP65



### TEKNİK ÇİZİM / Technical Drawing



| Ürün Kodu<br>Code | Güç<br>Power<br>(w) | Işık Akısı<br>Luminous Flux<br>(lm) | Renk Sıcaklığı<br>Colour Tem<br>(k) | Ölçüler<br>Dimensions<br>(mm) A B C F | Ölçüler Taban<br>Base Dimensions<br>(mm) D E | Ağırlık<br>Weight<br>(kg) | Koli Adedi<br>Pcs Pack |
|-------------------|---------------------|-------------------------------------|-------------------------------------|---------------------------------------|--|---------------------------|------------------------|
| 33307401TT        | 40W                 | 4400                                | 6500                                | 3000x100x100x600                      | 240x240                                      | 13                        | 1                      |
| 33407401TT        | 40W                 | 4400                                | 6500                                | 4000x100x100x600                      | 240x240                                      | 16                        | 1                      |
| 33508401TT        | 40W                 | 4400                                | 6500                                | 5000x100x100x600                      | 240x240                                      | 19                        | 1                      |
| 33608401TT        | 40W                 | 4400                                | 6500                                | 6000x100x100x600                      | 240x240                                      | 22                        | 1                      |



### ÖZELLİKLER

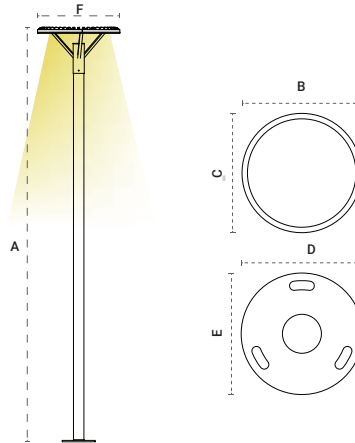
- Gövde : Alüminyum ekstrüzyon
- Ral kodu : Elektrostatik toz boya
- Led : MID power led
- Sürücü : Sabit akım
- Koruma sınıfı : IP65

### Specifications

- Body : Alluminium extrusion
- Ral code : Electrostatic powder coated
- Led : MID power led
- Driver : Constant current
- Protection class : IP65



### TEKNİK ÇİZİM / Technical Drawing



| Ürün Kodu<br>Code | Güç<br>Power<br>(w) | Işık Akısı<br>Luminous Flux<br>(lm) | Renk Sıcaklığı<br>Colour Tem<br>(k) | Ölçüler<br>Dimensions<br>(mm) A B C F | Ölçüler Taban<br>Base Dimensions<br>(mm) D E | Ağırlık<br>Weight<br>(kg) | Koli Adedi<br>Pcs Pack |
|-------------------|---------------------|-------------------------------------|-------------------------------------|---------------------------------------|--|---------------------------|------------------------|
| 33307402TT        | 2X40W               | 8800                                | 6500                                | 3000x100x100x600                      | 240x240                                      | 15                        | 1                      |
| 33407402TT        | 2X40W               | 8800                                | 6500                                | 4000x100x100x600                      | 240x240                                      | 18                        | 1                      |
| 33508402TT        | 2X40W               | 8800                                | 6500                                | 5000x100x100x600                      | 240x240                                      | 21                        | 1                      |
| 33608402TT        | 2X40W               | 8800                                | 6500                                | 6000x100x100x600                      | 240x240                                      | 24                        | 1                      |



■ RBR 1005-9-10-12



■ RBR 1013



■ RBR 1014



■ RBR 1013



| Ürün Kodu<br>Code | Güç<br>Power<br>(w) | Işık Akısı<br>Luminous Flux<br>(lm) | Renk Sıcaklığı<br>Colour Tem<br>(k) | Ölçüler<br>Dimensions<br>(mm) A B C | Ağırlık<br>Weight<br>(kg) | Koli Adedi<br>Pcs Pack |
|-------------------|---------------------|-------------------------------------|-------------------------------------|-------------------------------------|---------------------------|------------------------|
| RBR 1005          | 5W                  | 550                                 | 6500                                | 100x45                              | -                         | 200                    |
| RBR 1009          | 9W                  | 990                                 | 6500                                | 100x55                              | -                         | 200                    |
| RBR 1010          | 10W                 | 1100                                | 6500                                | 105x60                              | -                         | 200                    |
| RBR 1012          | 12W                 | 1320                                | 6500                                | 115x65                              | -                         | 100                    |
| RBR 1013          | 10W                 | 1100                                | 6500                                | 105x60                              | -                         | 200                    |
| RBR 1014          | 15W                 | 1320                                | 6500                                | 120x70                              | -                         | 100                    |
| RBR 1015          | 10W                 | 1100                                | 6500                                | 110x60                              | -                         | 200                    |
| RBR 1007B         | 7W                  | 770                                 | 3200-6500                           | 107x35                              | -                         | 512                    |



| Ürün Kodu<br>Code | Güç<br>Power<br>(w) | Işık Akısı<br>Luminous Flux<br>(lm) | Renk Sıcaklığı<br>Colour Tem<br>(k) | Ölçüler<br>Dimensions<br>(mm) A B C | Ağırlık<br>Weight<br>(kg) | Koli Adedi<br>Pcs Pack |
|-------------------|---------------------|-------------------------------------|-------------------------------------|-------------------------------------|---------------------------|------------------------|
| TOC 015           | 15W                 | 1650                                | 4000-6500                           | 143x80                              | -                         | 160                    |
| TOC 020           | 20W                 | 2200                                | 4000-6500                           | 155x100                             | -                         | 180                    |
| TOC 030           | 30W                 | 3300                                | 4000-6500                           | 163x100                             | -                         | 96                     |
| TOC 040           | 40W                 | 4400                                | 4000-6500                           | 175x115                             | -                         | 72                     |
| TOC 050           | 50W                 | 5500                                | 4000-6500                           | 225x125                             | -                         | 60                     |
| TOC 065           | 65W                 | 7150                                | 4000-6500                           | 245x135                             | -                         | 60                     |
| TOC120            | 120W                | 13200                               | 4000-6500                           | 270x160                             | -                         | 16                     |
| RBR TDY013        | -                   | -                                   | -                                   | -                                   | -                         | -                      |

**SB 5151**  
Sodyum



|            |       |
|------------|-------|
| GÜÇ        | 70W   |
| İŞIK RENGİ | 2300K |
| LUMEN      | 5900  |
| DUY        | E27   |
| KOLİ ADET  | 50    |

**SB 5150**  
Sodyum



|            |       |
|------------|-------|
| GÜÇ        | 100W  |
| İŞIK RENGİ | 2300K |
| LUMEN      | 10000 |
| DUY        | E40   |
| KOLİ ADET  | 40    |

**SB 5151**  
Sodyum



|            |       |
|------------|-------|
| GÜÇ        | 150W  |
| İŞIK RENGİ | 2300K |
| LUMEN      | 17000 |
| DUY        | E27   |
| KOLİ ADET  | 50    |

**SB 5150**  
Sodyum



|            |       |
|------------|-------|
| GÜÇ        | 150W  |
| İŞIK RENGİ | 2300K |
| LUMEN      | 13000 |
| DUY        | E40   |
| KOLİ ADET  | 40    |

**SB 5250**  
Sodyum



|            |       |
|------------|-------|
| GÜÇ        | 25W   |
| İŞIK RENGİ | 2300K |
| LUMEN      | 20000 |
| DUY        | E40   |
| KOLİ ADET  | 40    |

**SB 1000**  
Sodyum



|            |        |
|------------|--------|
| GÜÇ        | 1000W  |
| İŞIK RENGİ | 2300K  |
| LUMEN      | 100000 |
| DUY        | E40    |
| KOLİ ADET  | 10     |

**MH 5070**  
Metal Halide Ampül



|            |       |
|------------|-------|
| GÜÇ        | 70W   |
| İŞIK RENGİ | 6500K |
| LUMEN      | 5500  |
| DUY        | E27   |
| KOLİ ADET  | 50    |

**MH 5151**  
Metal Halide Ampül



|            |       |
|------------|-------|
| GÜÇ        | 150W  |
| İŞIK RENGİ | 6500K |
| LUMEN      | 13000 |
| DUY        | E27   |
| KOLİ ADET  | 40    |

**MH 5150**  
Metal Halide Ampül



|            |       |
|------------|-------|
| GÜÇ        | 150W  |
| İŞIK RENGİ | 6500K |
| LUMEN      | 13000 |
| DUY        | E40   |
| KOLİ ADET  | 40    |

**MH 5250**  
Metal Halide Ampül



|            |       |
|------------|-------|
| GÜÇ        | 250W  |
| İŞIK RENGİ | 6500K |
| LUMEN      | 20000 |
| DUY        | E40   |
| KOLİ ADET  | 40    |

**MH 5400**  
Metal Halide Ampül



|            |       |
|------------|-------|
| GÜÇ        | 4000W |
| İŞIK RENGİ | 6500K |
| LUMEN      | 32000 |
| DUY        | E40   |
| KOLİ ADET  | 40    |

**MH 5400R**  
Metal Halide Ampül



|            |        |
|------------|--------|
| GÜÇ        | 400W   |
| İŞIK RENGİ | RENKLİ |
| LUMEN      | 32000  |
| DUY        | E40    |
| KOLİ ADET  | 40     |

**MH 1000**  
Metal Halide Ampül



|            |       |
|------------|-------|
| GÜÇ        | 1000W |
| İŞIK RENGİ | 6500K |
| LUMEN      | 11000 |
| DUY        | E40   |
| KOLİ ADET  | 10    |

# rober AYDINLATMA



ESENYURT /İSTANBUL



DIYARBAKIR



Merkez / Head Office: Bereketzade Mah. Lakerdacı Sok. Mergen Han No: 10/7 Beyoğlu, İstanbul - Türkiye  
Fabrika / Factory: Hadımköy Mah. Ayasofya Cad. No: 1101 Arnavutköy, İstanbul - Türkiye

Tel: +90 212 245 05 25 (pbx)  
info@ronaaydinlatma.com

**0850 515 1 444**